


LEMVIG GYMNASIUM

Resultater



@Ventures
Elevtrivselsundersøgelse

Indholdsfortegnelse

Indholdsfortegnelse..... **Fejl! Bogmærke er ikke defineret.**

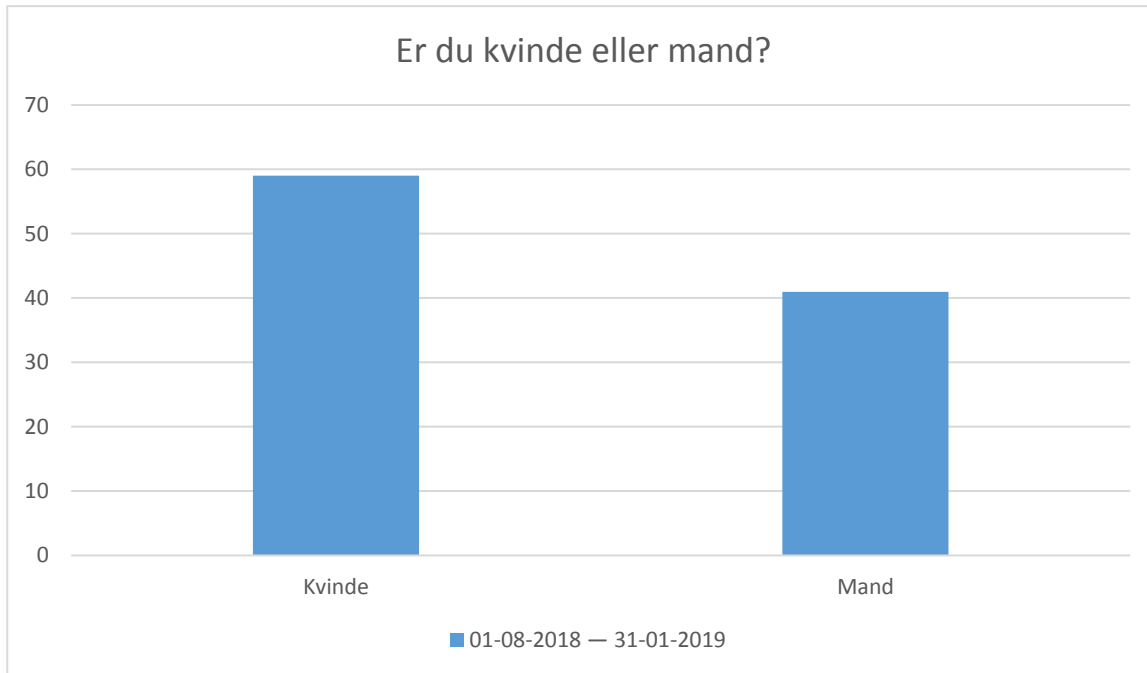
Overskrift..... **Fejl! Bogmærke er ikke defineret.**

Underoverskrift..... **Fejl! Bogmærke er ikke defineret.**

Tabel..... **Fejl! Bogmærke er ikke defineret.**

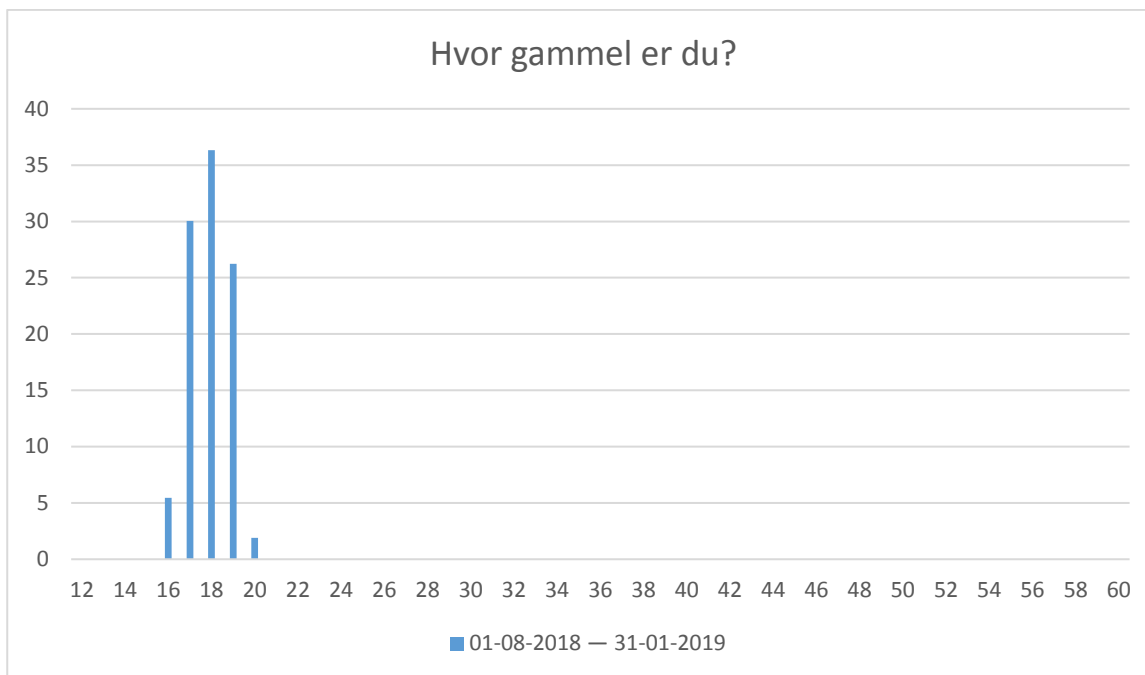
Diagrammer..... **Fejl! Bogmærke er ikke defineret.**

Afsnit A



01-08-2018 — 31-01-2019; Gennemsnit og spredning kan ikke beregnes.

Svarmulighed	01-08-2018 — 31-01-2019: Antal	01-08-2018 — 31-01-2019: Andel (%)
Kvinde	216	59
Mand	150	41
Total	366	-

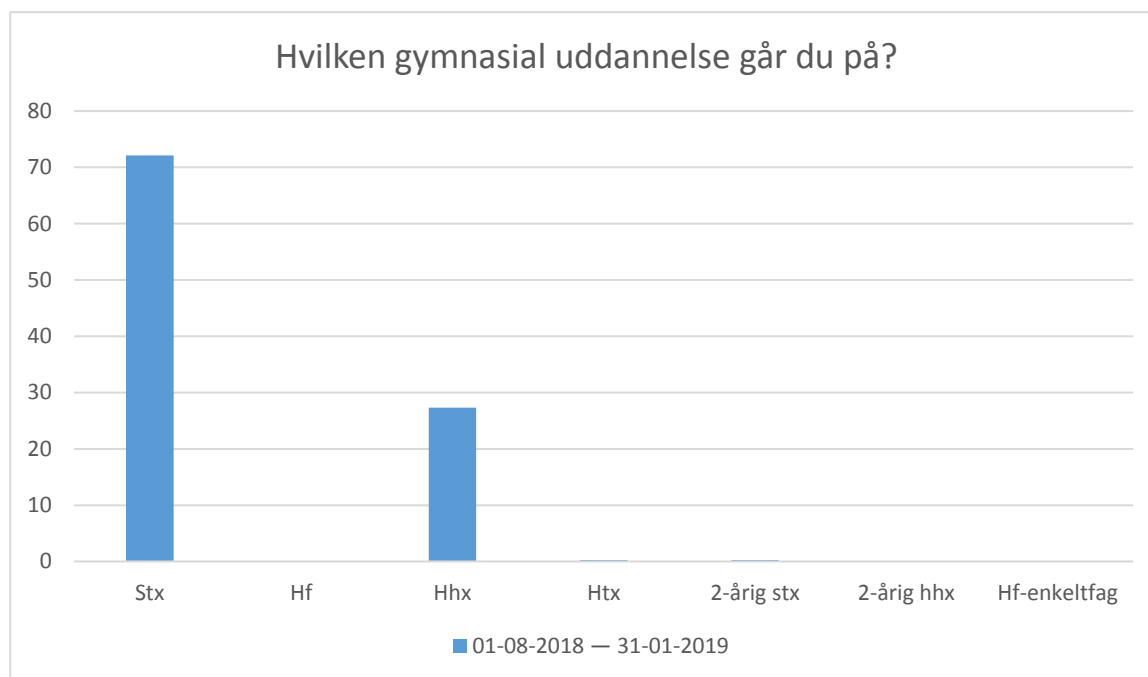


01-08-2018 — 31-01-2019; Gennemsnit: 17,9, spredning: 0,9

Svarmulighed	01-08-2018 — 31-01-2019: Antal	01-08-2018 — 31-01-2019: Andel (%)
12	0	0
13	0	0
14	0	0
15	0	0
16	20	5
17	110	30
18	133	36
19	96	26
20	7	2
21	0	0
22	0	0
23	0	0
24	0	0
25	0	0
26	0	0
27	0	0
28	0	0
29	0	0
30	0	0
31	0	0
32	0	0
33	0	0
34	0	0
35	0	0
36	0	0
37	0	0

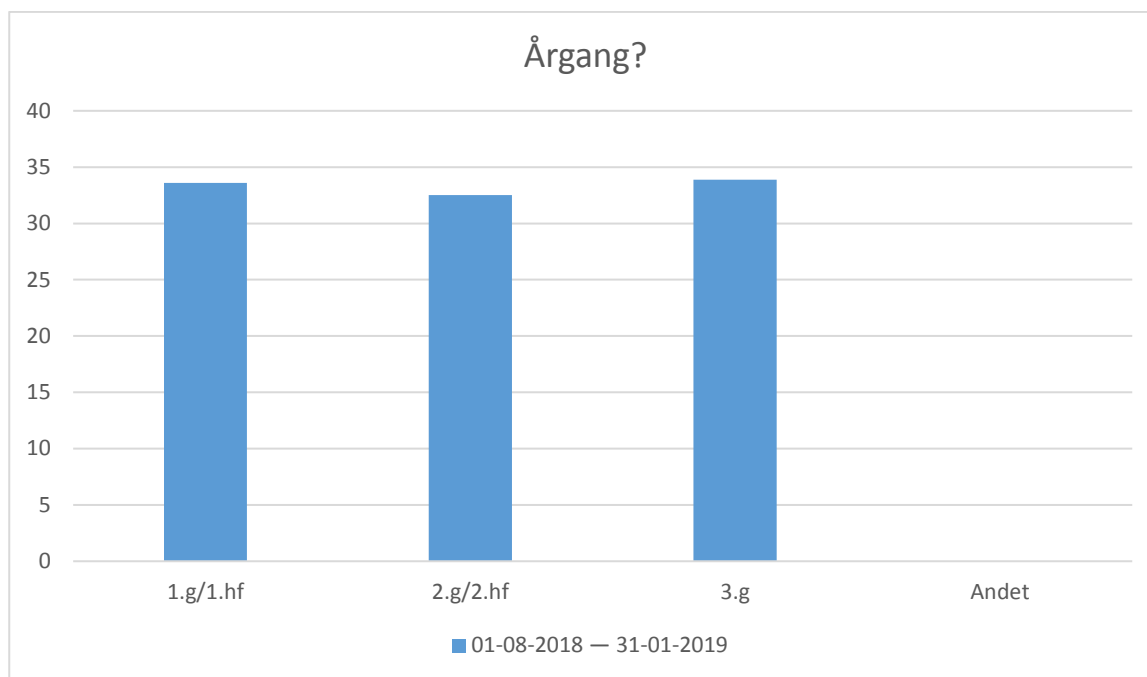
38	0	0
39	0	0
40	0	0
41	0	0
42	0	0
43	0	0
44	0	0
45	0	0
46	0	0
47	0	0
48	0	0
49	0	0
50	0	0
51	0	0
52	0	0
53	0	0
54	0	0
55	0	0
56	0	0
57	0	0
58	0	0
59	0	0
60	0	0
Total	366	-

Afsnit B



01-08-2018 — 31-01-2019; Gennemsnit og spredning kan ikke beregnes.

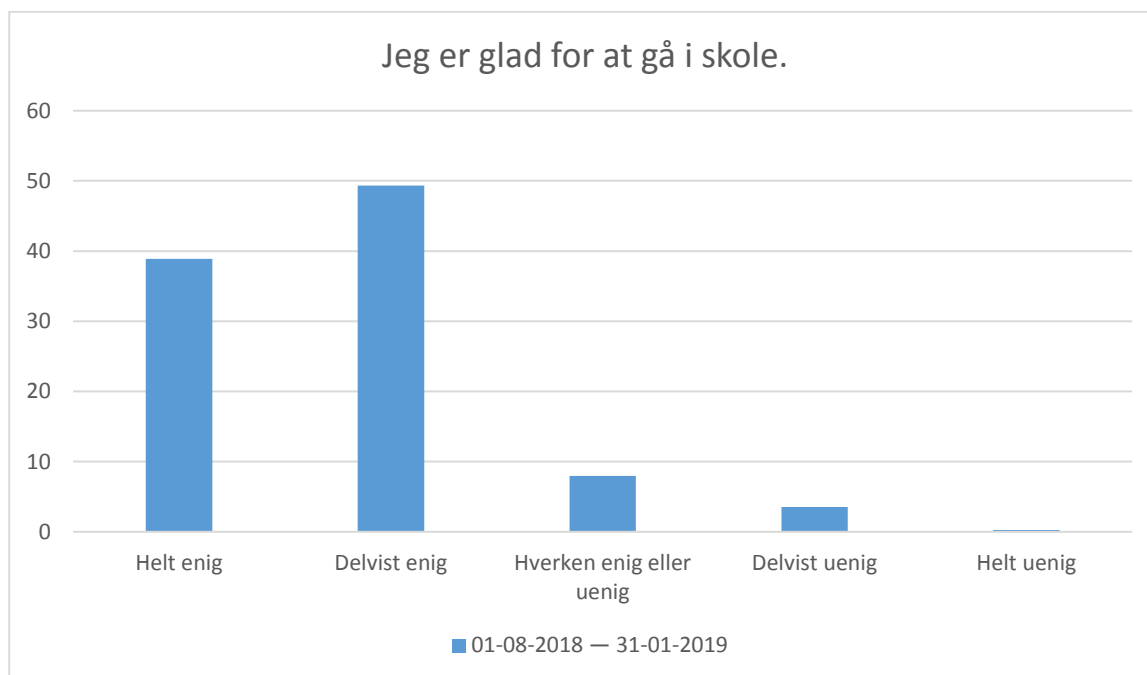
Svarmulighed	01-08-2018 — 31-01-2019: Antal	01-08-2018 — 31-01-2019: Andel (%)
Stx	264	72
Hf	0	0
Hhx	100	27
Htx	1	0
2-årig stx	1	0
2-årig hhx	0	0
Hf-enkeltfag	0	0
Total	366	-



01-08-2018 — 31-01-2019; Gennemsnit og spredning kan ikke beregnes.

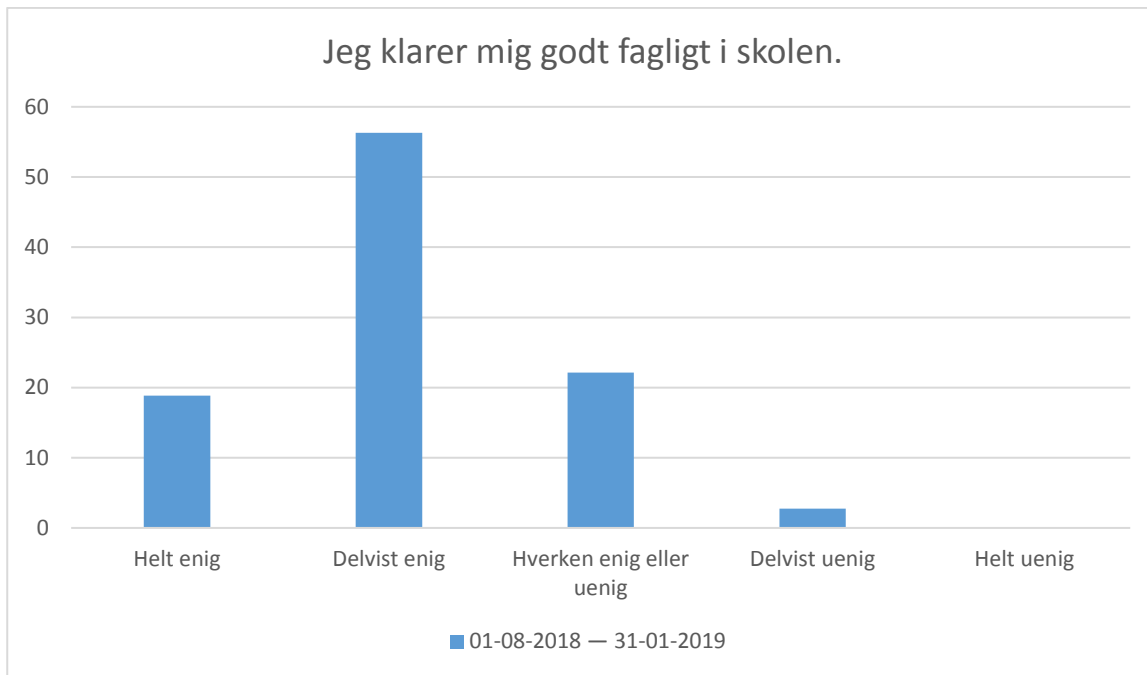
Svarmulighed	01-08-2018 — 31-01-2019: Antal	01-08-2018 — 31-01-2019: Andel (%)
1.g/1.hf	123	34
2.g/2.hf	119	33
3.g	124	34
Andet	0	0
Total	366	-

Afsnit C



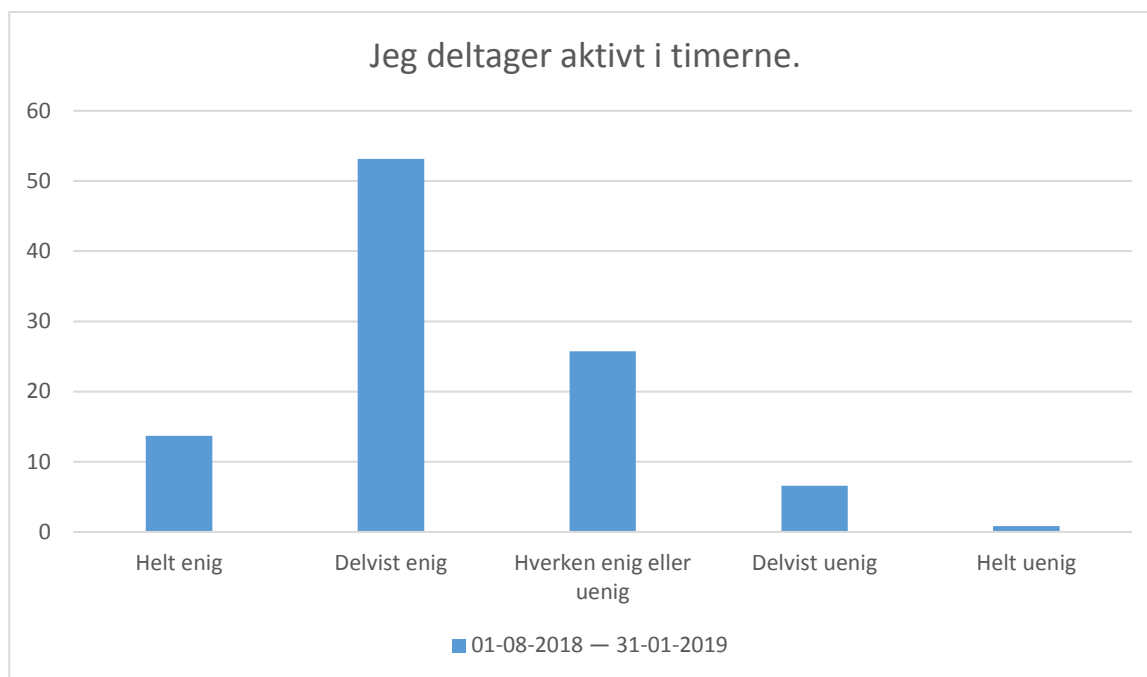
01-08-2018 — 31-01-2019; Gennemsnit: 4,2, spredning: 0,8

Svarmulighed	01-08-2018 — 31-01-2019: Antal	01-08-2018 — 31-01-2019: Andel (%)
Helt enig	142	39
Delvist enig	180	49
Hverken enig eller uenig	29	8
Delvist uenig	13	4
Helt uenig	1	0
Total	365	-



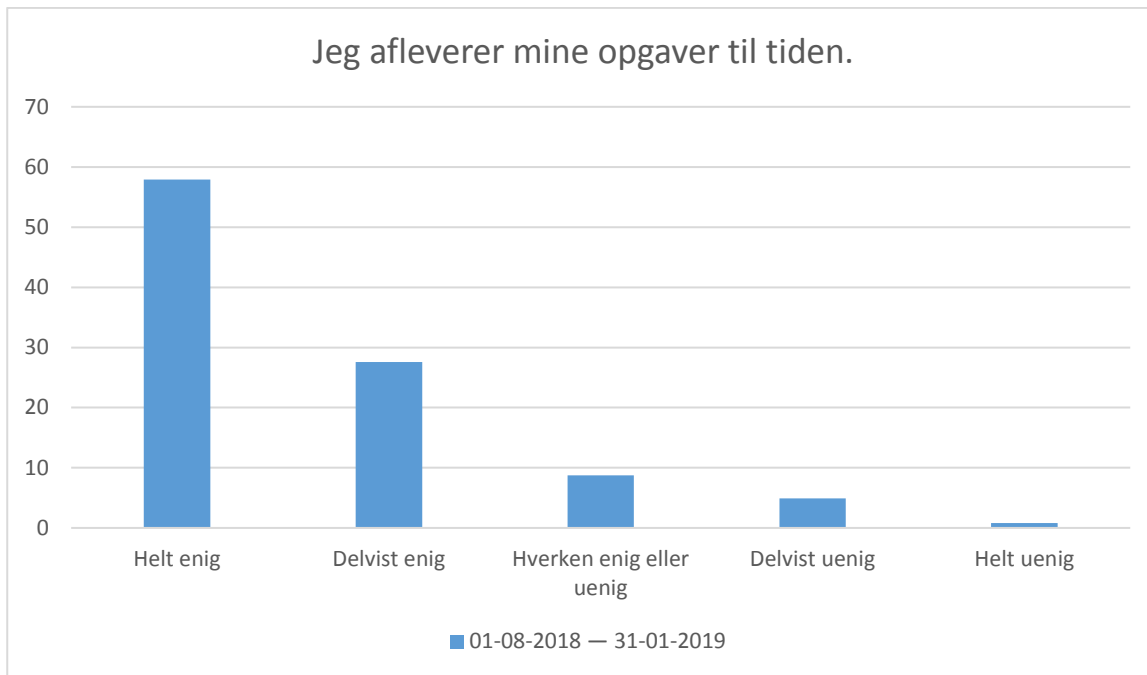
01-08-2018 — 31-01-2019; Gennemsnit: 3,9, spredning: 0,7

Svarmulighed	01-08-2018 — 31-01-2019: Antal	01-08-2018 — 31-01-2019: Andel (%)
Helt enig	69	19
Delvist enig	206	56
Hverken enig eller uenig	81	22
Delvist uenig	10	3
Helt uenig	0	0
Total	366	-



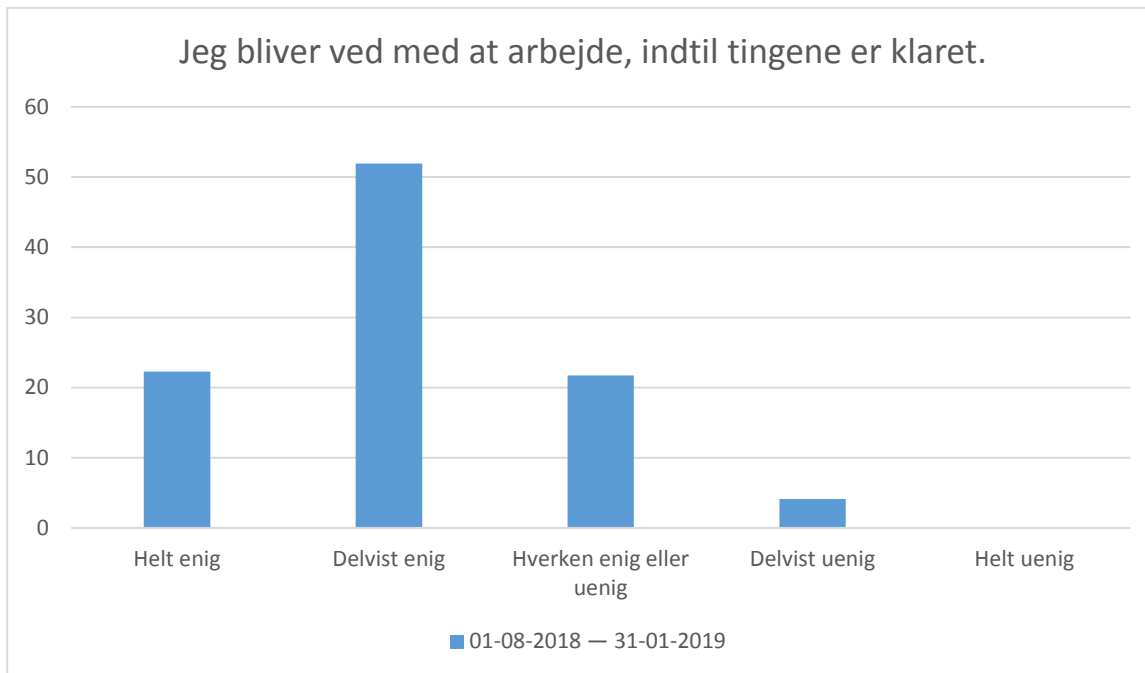
01-08-2018 — 31-01-2019; Gennemsnit: 3,7, spredning: 0,8

Svarmulighed	01-08-2018 — 31-01-2019: Antal	01-08-2018 — 31-01-2019: Andel (%)
Helt enig	50	14
Delvist enig	194	53
Hverken enig eller uenig	94	26
Delvist uenig	24	7
Helt uenig	3	1
Total	365	-



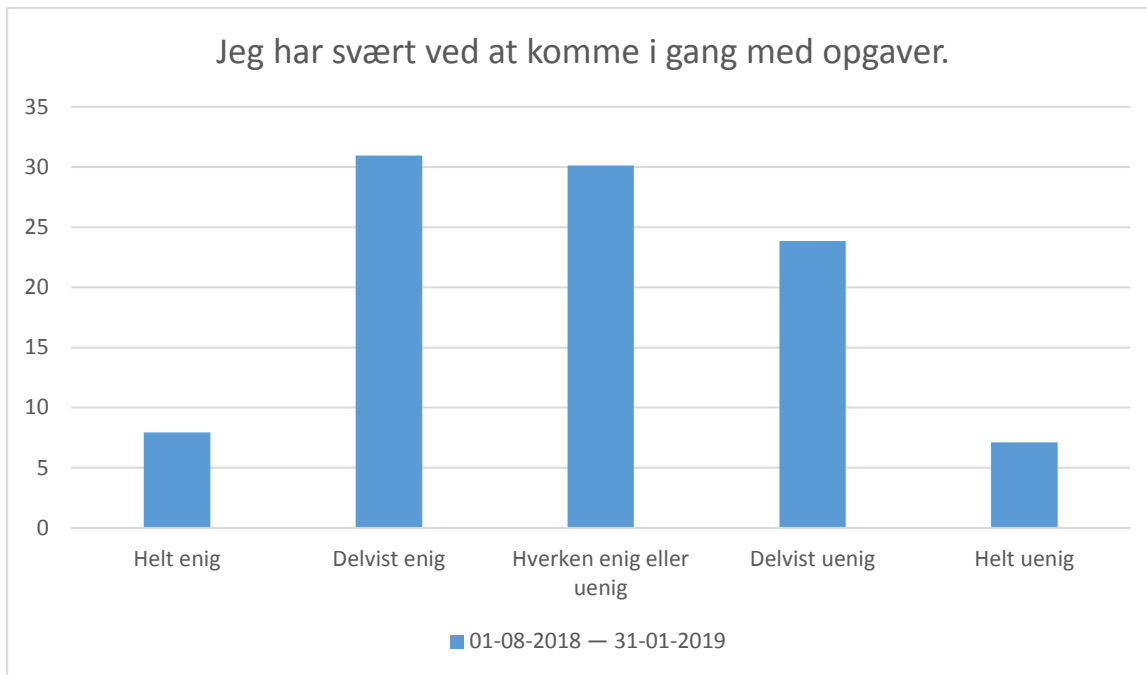
01-08-2018 — 31-01-2019; Gennemsnit: 4,4, spredning: 0,9

Svarmulighed	01-08-2018 — 31-01-2019: Antal	01-08-2018 — 31-01-2019: Andel (%)
Helt enig	212	58
Delvist enig	101	28
Hverken enig eller uenig	32	9
Delvist uenig	18	5
Helt uenig	3	1
Total	366	-



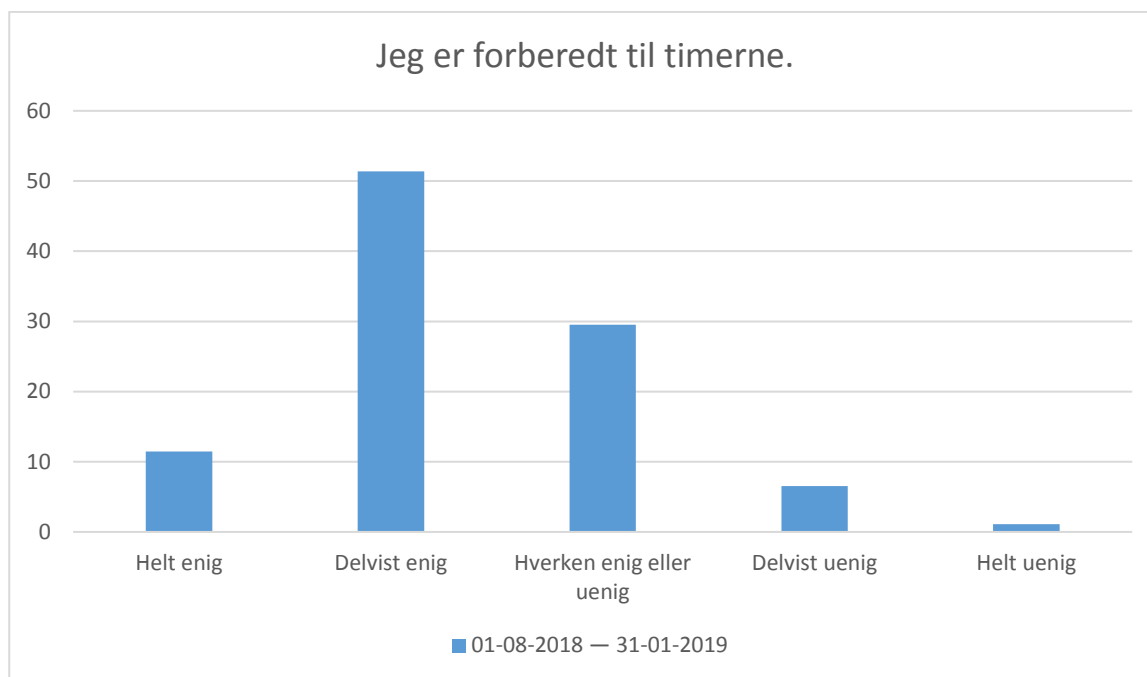
01-08-2018 — 31-01-2019; Gennemsnit: 3,9, spredning: 0,8

Svarmulighed	01-08-2018 — 31-01-2019: Antal	01-08-2018 — 31-01-2019: Andel (%)
Helt enig	81	22
Delvist enig	189	52
Hverken enig eller uenig	79	22
Delvist uenig	15	4
Helt uenig	0	0
Total	364	-



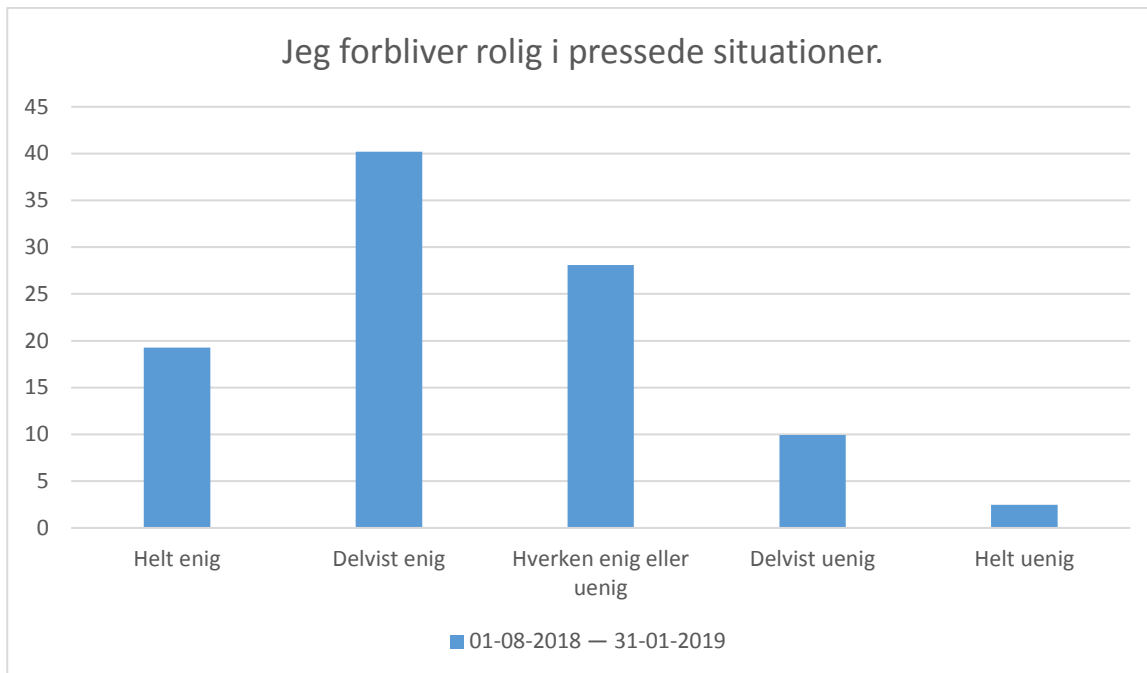
01-08-2018 — 31-01-2019; Gennemsnit: 3,1, spredning: 1,1

Svarmulighed	01-08-2018 — 31-01-2019: Antal	01-08-2018 — 31-01-2019: Andel (%)
Helt enig	29	8
Delvist enig	113	31
Hverken enig eller uenig	110	30
Delvist uenig	87	24
Helt uenig	26	7
Total	365	-



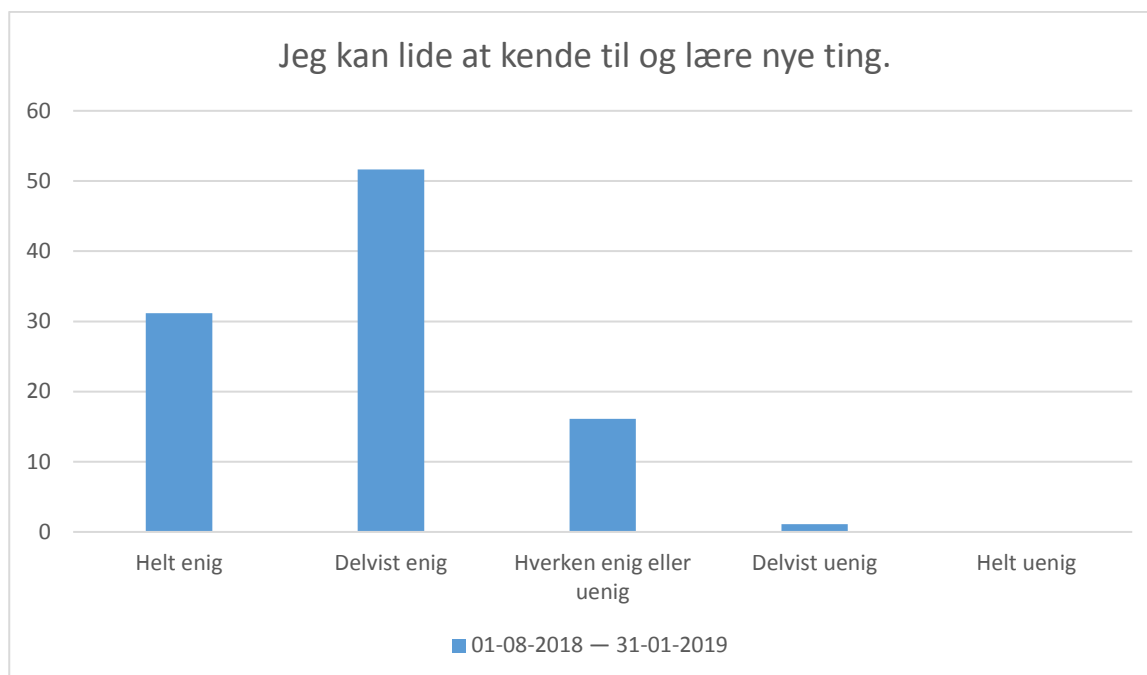
01-08-2018 — 31-01-2019; Gennemsnit: 3,7, spredning: 0,8

Svarmulighed	01-08-2018 — 31-01-2019: Antal	01-08-2018 — 31-01-2019: Andel (%)
Helt enig	42	11
Delvist enig	188	51
Hverken enig eller uenig	108	30
Delvist uenig	24	7
Helt uenig	4	1
Total	366	-



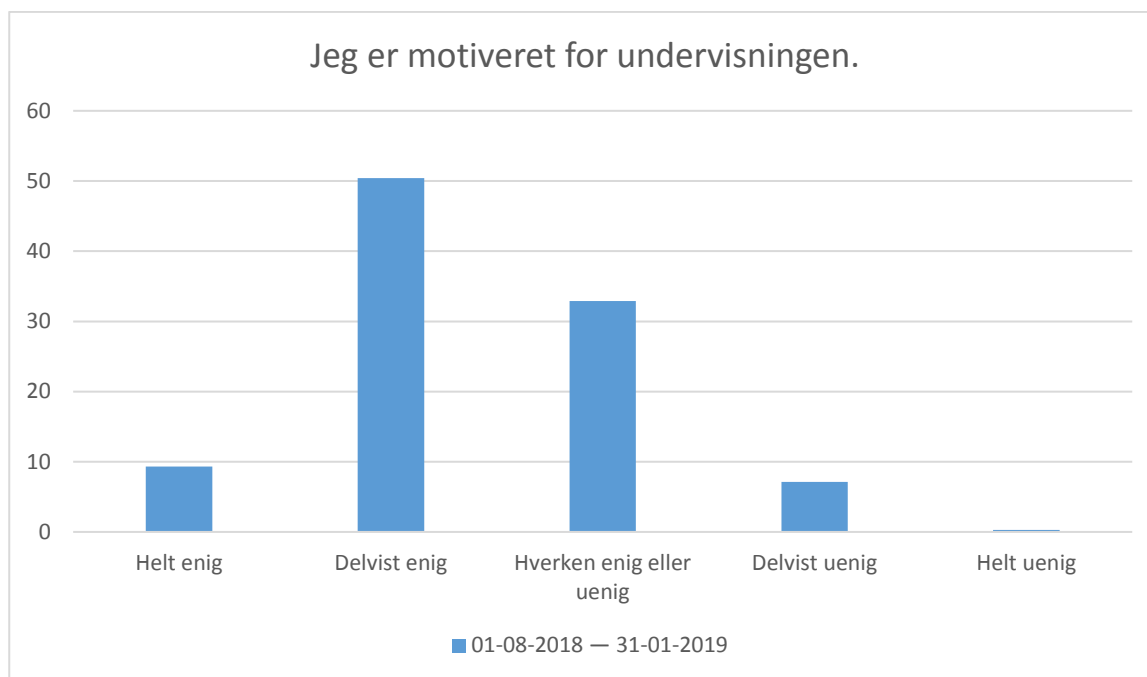
01-08-2018 — 31-01-2019; Gennemsnit: 3,6, spredning: 1

Svarmulighed	01-08-2018 — 31-01-2019: Antal	01-08-2018 — 31-01-2019: Andel (%)
Helt enig	70	19
Delvist enig	146	40
Hverken enig eller uenig	102	28
Delvist uenig	36	10
Helt uenig	9	2
Total	363	-



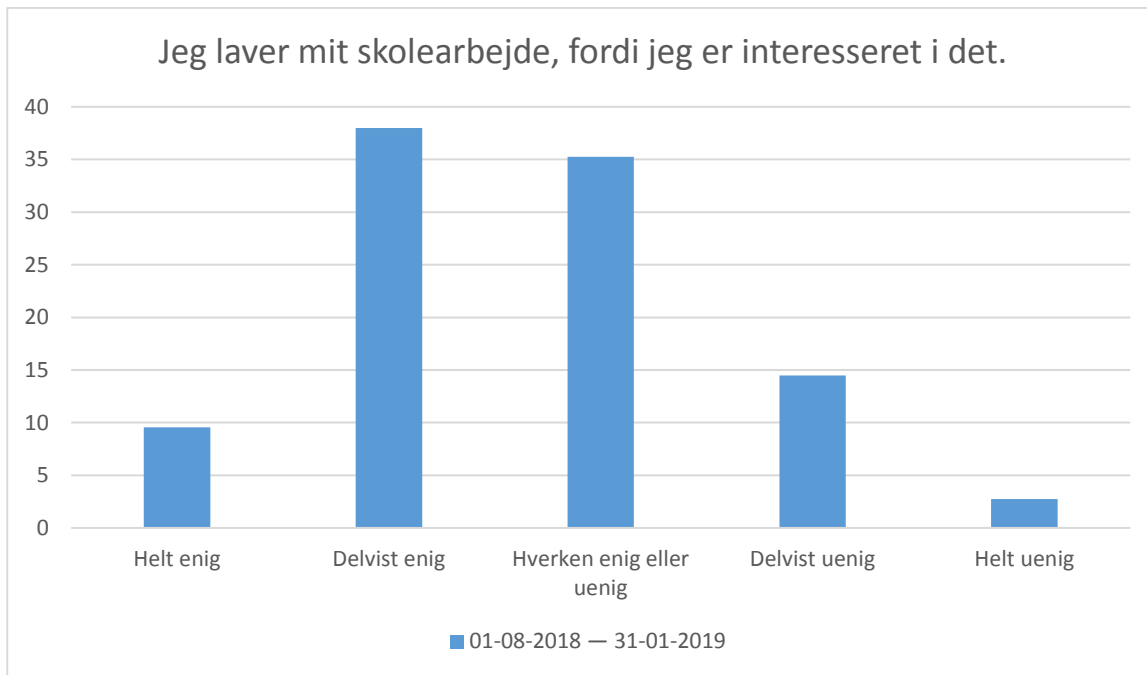
01-08-2018 — 31-01-2019; Gennemsnit: 4,1, spredning: 0,7

Svarmulighed	01-08-2018 — 31-01-2019: Antal	01-08-2018 — 31-01-2019: Andel (%)
Helt enig	114	31
Delvist enig	189	52
Hverken enig eller uenig	59	16
Delvist uenig	4	1
Helt uenig	0	0
Total	366	-



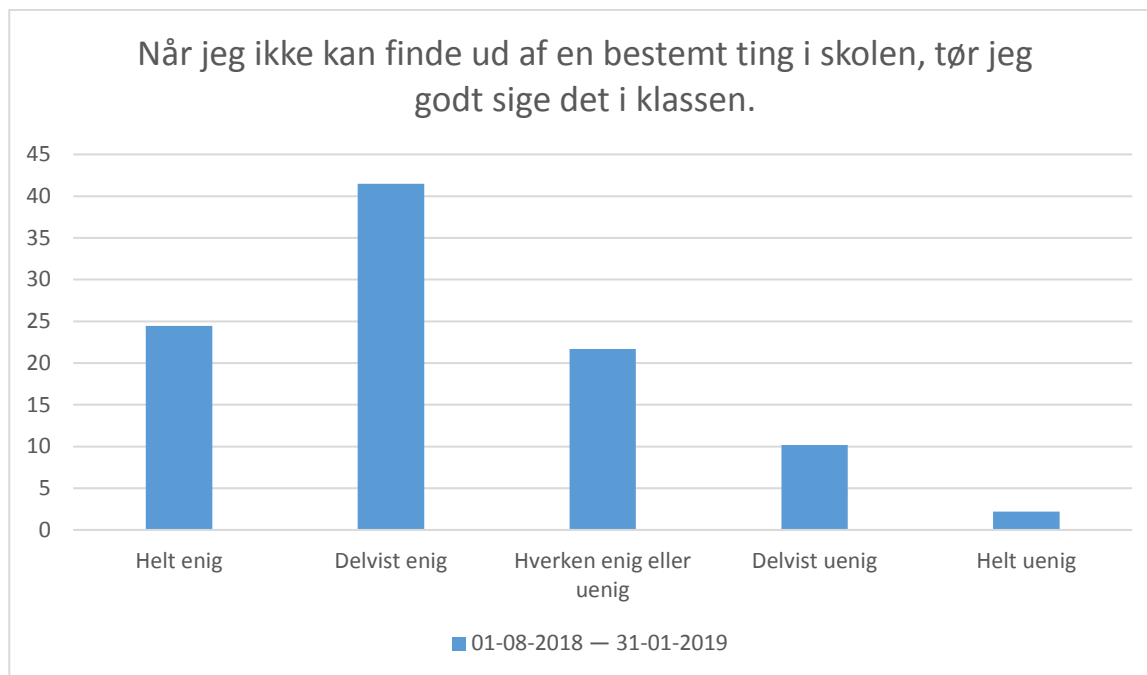
01-08-2018 — 31-01-2019; Gennemsnit: 3,6, spredning: 0,8

Svarmulighed	01-08-2018 — 31-01-2019: Antal	01-08-2018 — 31-01-2019: Andel (%)
Helt enig	34	9
Delvist enig	184	50
Hverken enig eller uenig	120	33
Delvist uenig	26	7
Helt uenig	1	0
Total	365	-



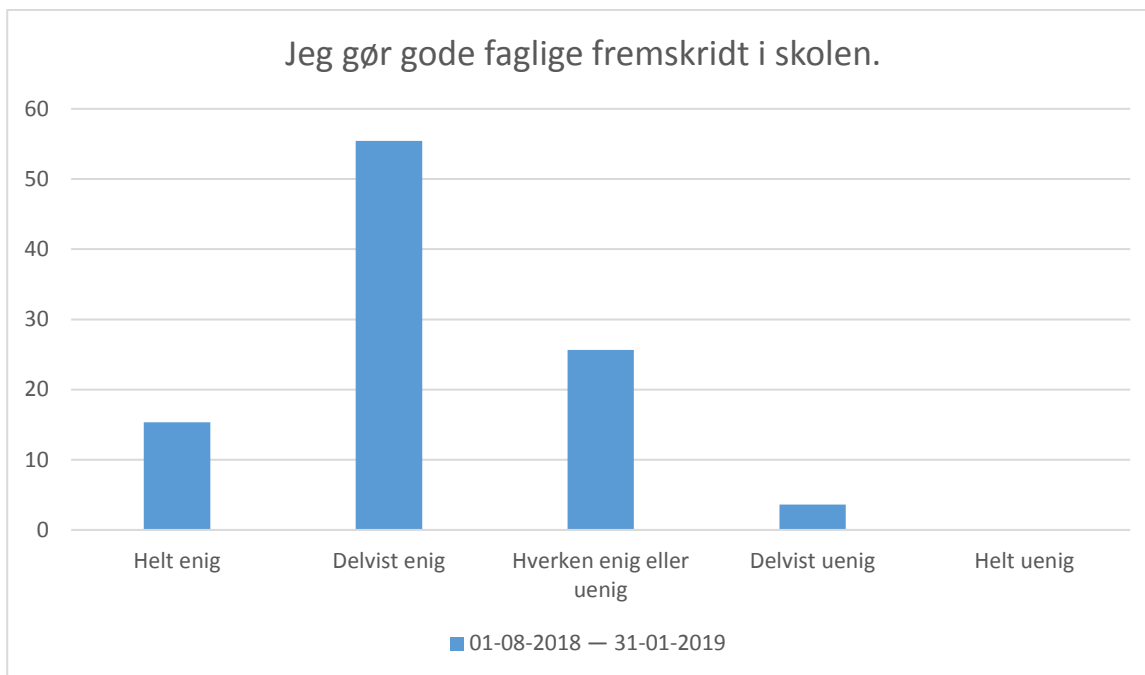
01-08-2018 — 31-01-2019; Gennemsnit: 3,4, spredning: 0,9

Svarmulighed	01-08-2018 — 31-01-2019: Antal	01-08-2018 — 31-01-2019: Andel (%)
Helt enig	35	10
Delvist enig	139	38
Hverken enig eller uenig	129	35
Delvist uenig	53	14
Helt uenig	10	3
Total	366	-



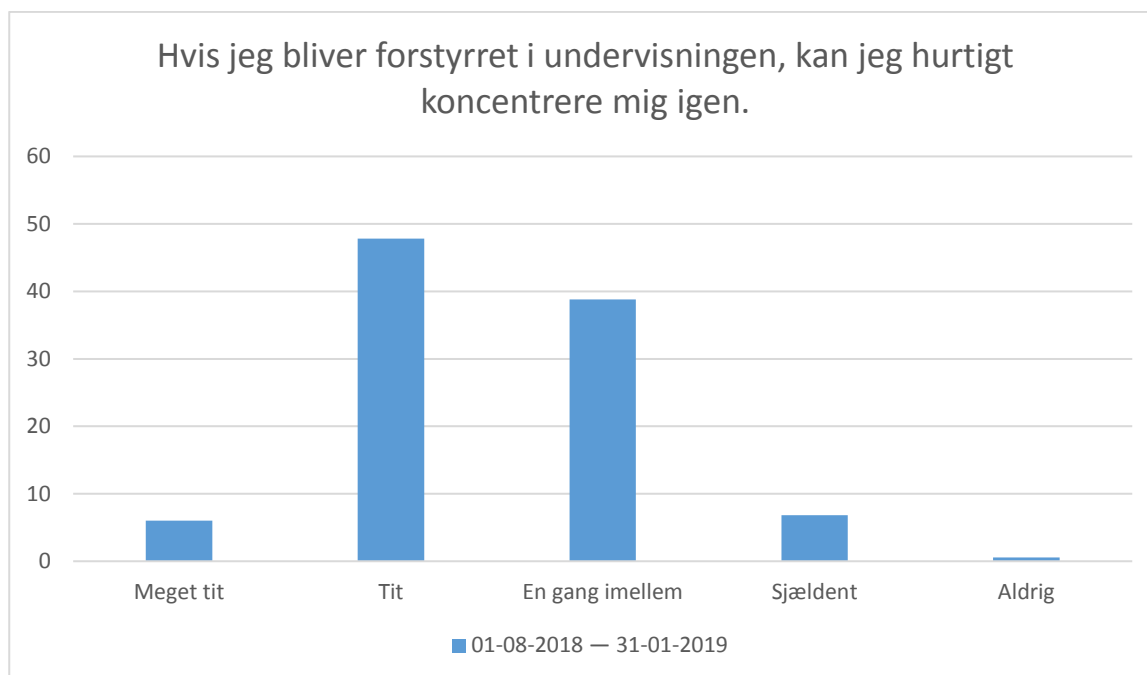
01-08-2018 — 31-01-2019; Gennemsnit: 3,8, spredning: 1

Svarmulighed	01-08-2018 — 31-01-2019: Antal	01-08-2018 — 31-01-2019: Andel (%)
Helt enig	89	24
Delvist enig	151	41
Hverken enig eller uenig	79	22
Delvist uenig	37	10
Helt uenig	8	2
Total	364	-



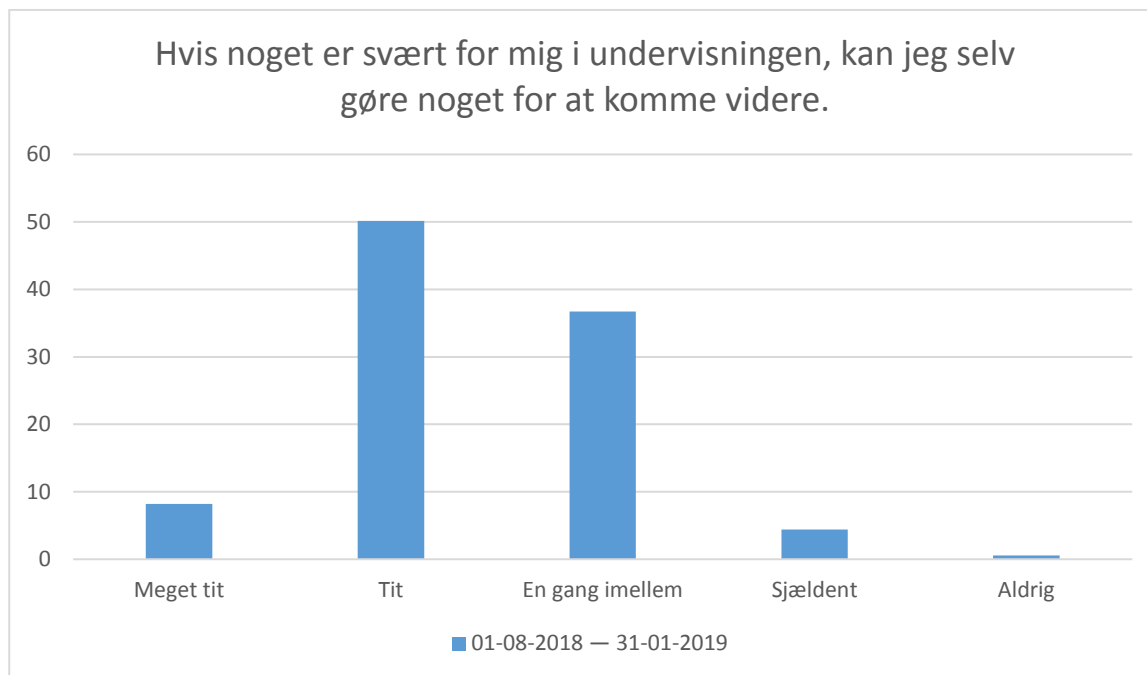
01-08-2018 — 31-01-2019; Gennemsnit: 3,8, spredning: 0,7

Svarmulighed	01-08-2018 — 31-01-2019: Antal	01-08-2018 — 31-01-2019: Andel (%)
Helt enig	55	15
Delvist enig	199	55
Hverken enig eller uenig	92	26
Delvist uenig	13	4
Helt uenig	0	0
Total	359	-



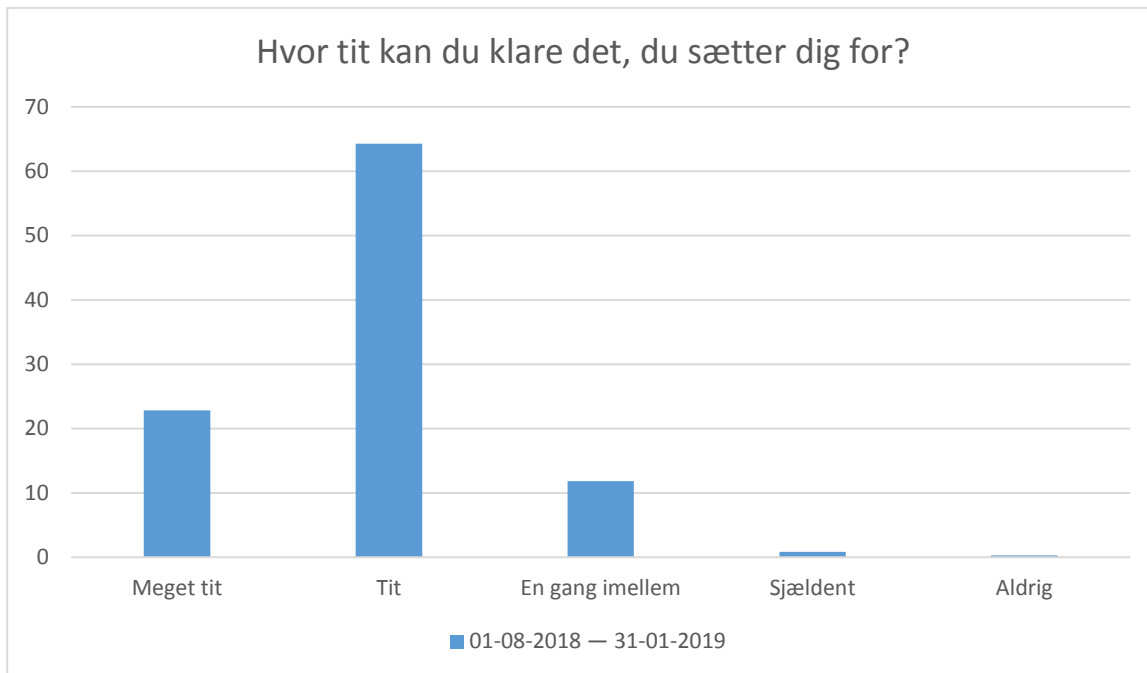
01-08-2018 — 31-01-2019; Gennemsnit: 3,5, spredning: 0,7

Svarmulighed	01-08-2018 — 31-01-2019: Antal	01-08-2018 — 31-01-2019: Andel (%)
Meget tit	22	6
Tit	175	48
En gang imellem	142	39
Sjældent	25	7
Aldrig	2	1
Total	366	-



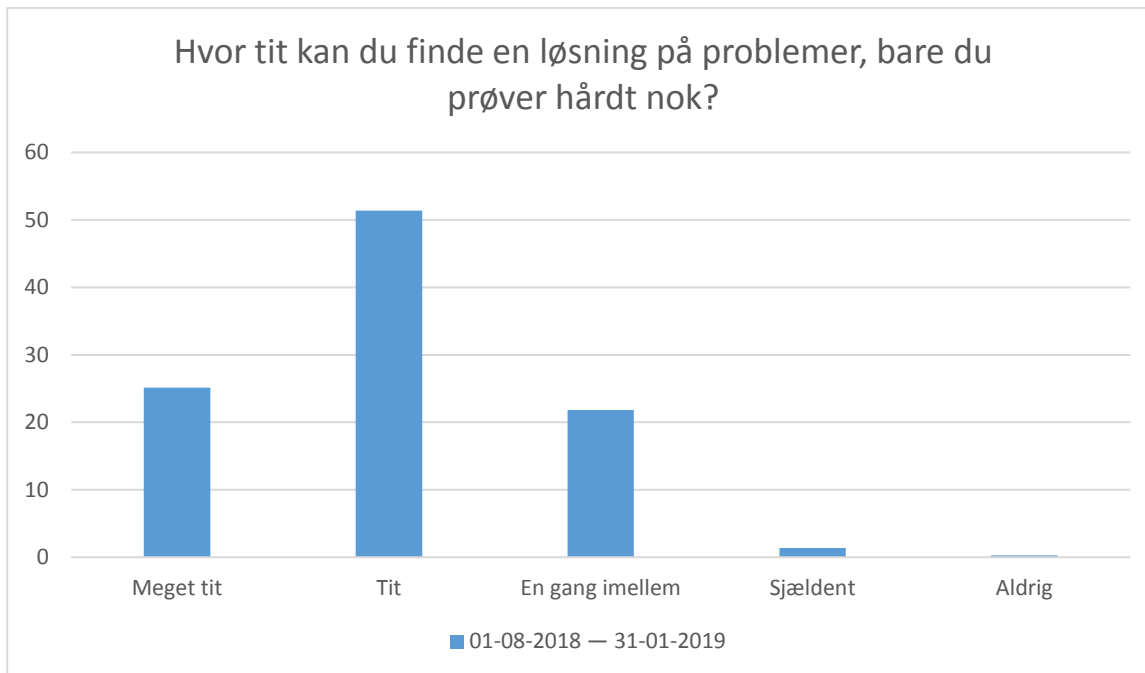
01-08-2018 — 31-01-2019; Gennemsnit: 3,6, spredning: 0,7

Svarmulighed	01-08-2018 — 31-01-2019: Antal	01-08-2018 — 31-01-2019: Andel (%)
Meget tit	30	8
Tit	183	50
En gang imellem	134	37
Sjældent	16	4
Aldrig	2	1
Total	365	-



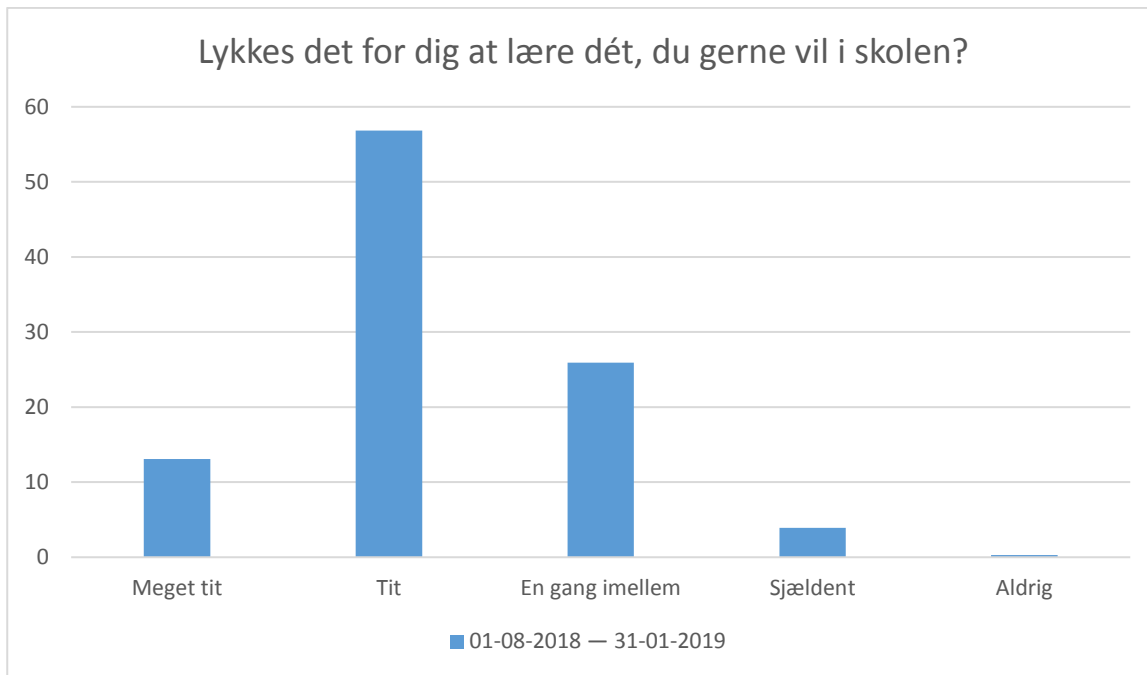
01-08-2018 — 31-01-2019; Gennemsnit: 4,1, spredning: 0,6

Svarmulighed	01-08-2018 — 31-01-2019: Antal	01-08-2018 — 31-01-2019: Andel (%)
Meget tit	83	23
Tit	234	64
En gang imellem	43	12
Sjældent	3	1
Aldrig	1	0
Total	364	-



01-08-2018 — 31-01-2019; Gennemsnit: 4, spredning: 0,7

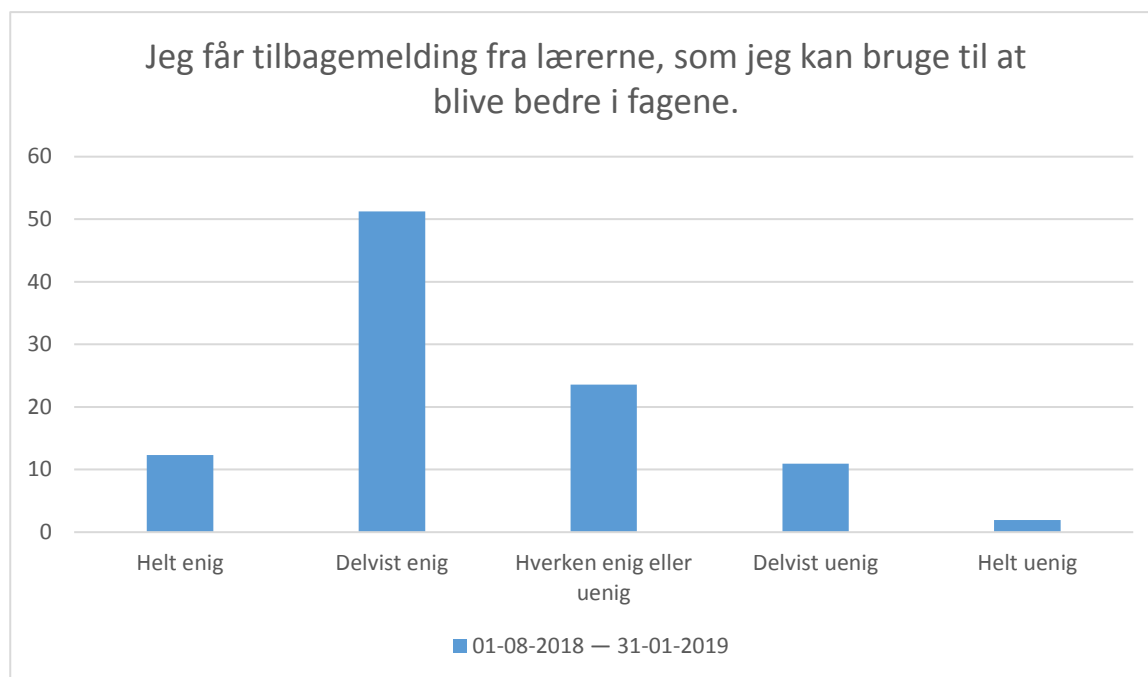
Svarmulighed	01-08-2018 — 31-01-2019: Antal	01-08-2018 — 31-01-2019: Andel (%)
Meget tit	91	25
Tit	186	51
En gang imellem	79	22
Sjældent	5	1
Aldrig	1	0
Total	362	-



01-08-2018 — 31-01-2019; Gennemsnit: 3,8, spredning: 0,7

Svarmulighed	01-08-2018 — 31-01-2019: Antal	01-08-2018 — 31-01-2019: Andel (%)
Meget tit	47	13
Tit	204	57
En gang imellem	93	26
Sjældent	14	4
Aldrig	1	0
Total	359	-

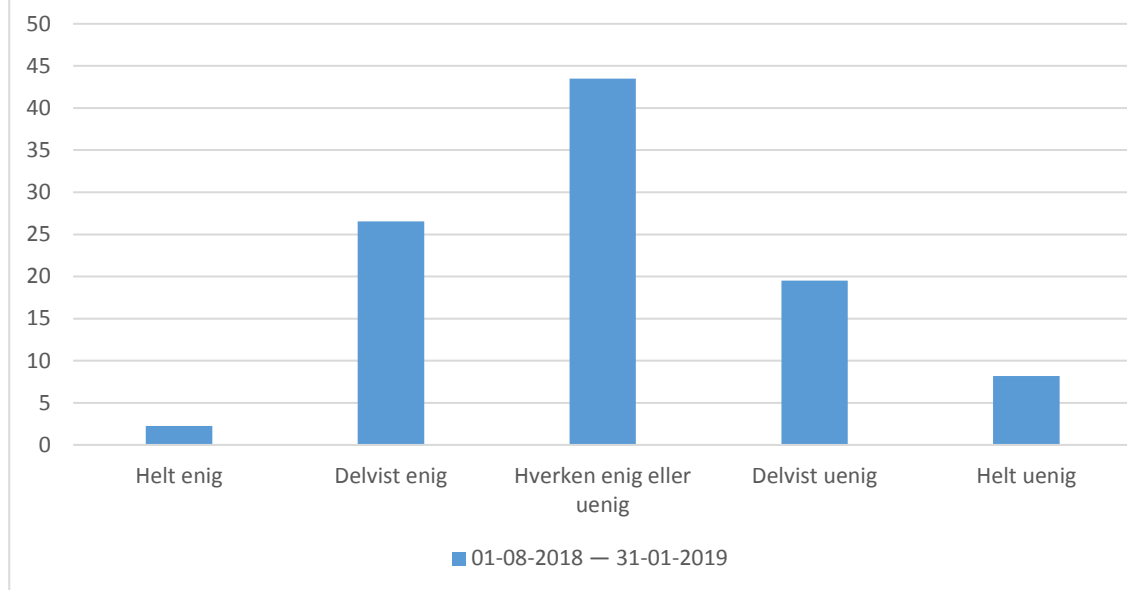
Afsnit D



01-08-2018 — 31-01-2019; Gennemsnit: 3,6, spredning: 0,9

Svarmulighed	01-08-2018 — 31-01-2019: Antal	01-08-2018 — 31-01-2019: Andel (%)
Helt enig	45	12
Delvist enig	187	51
Hverken enig eller uenig	86	24
Delvist uenig	40	11
Helt uenig	7	2
Total	365	-

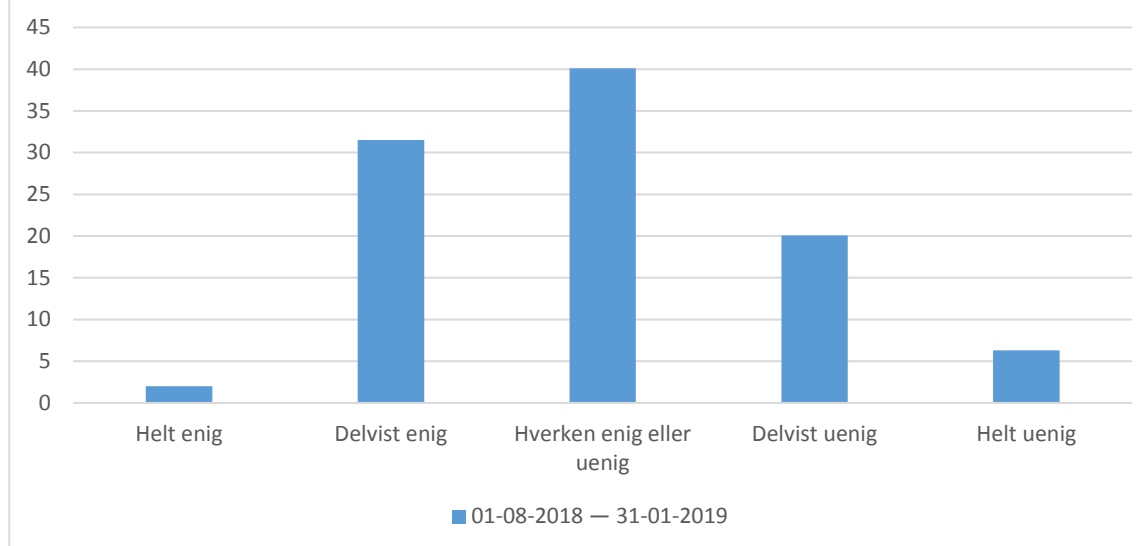
Jeg har indflydelse på undervisningen.



01-08-2018 — 31-01-2019; Gennemsnit: 3, spredning: 0,9

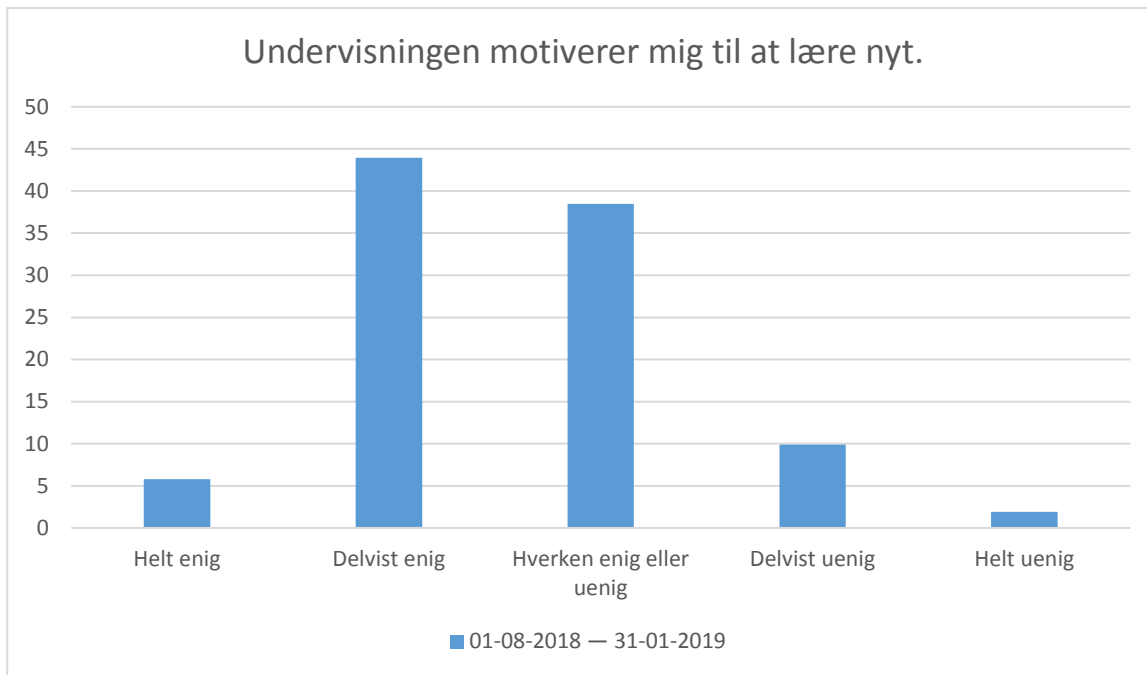
Svarmulighed	01-08-2018 — 31-01-2019: Antal	01-08-2018 — 31-01-2019: Andel (%)
Helt enig	8	2
Delvist enig	94	27
Hverken enig eller uenig	154	44
Delvist uenig	69	19
Helt uenig	29	8
Total	354	-

Lærerne sørger for, at elevernes ideer bliver brugt i undervisningen.



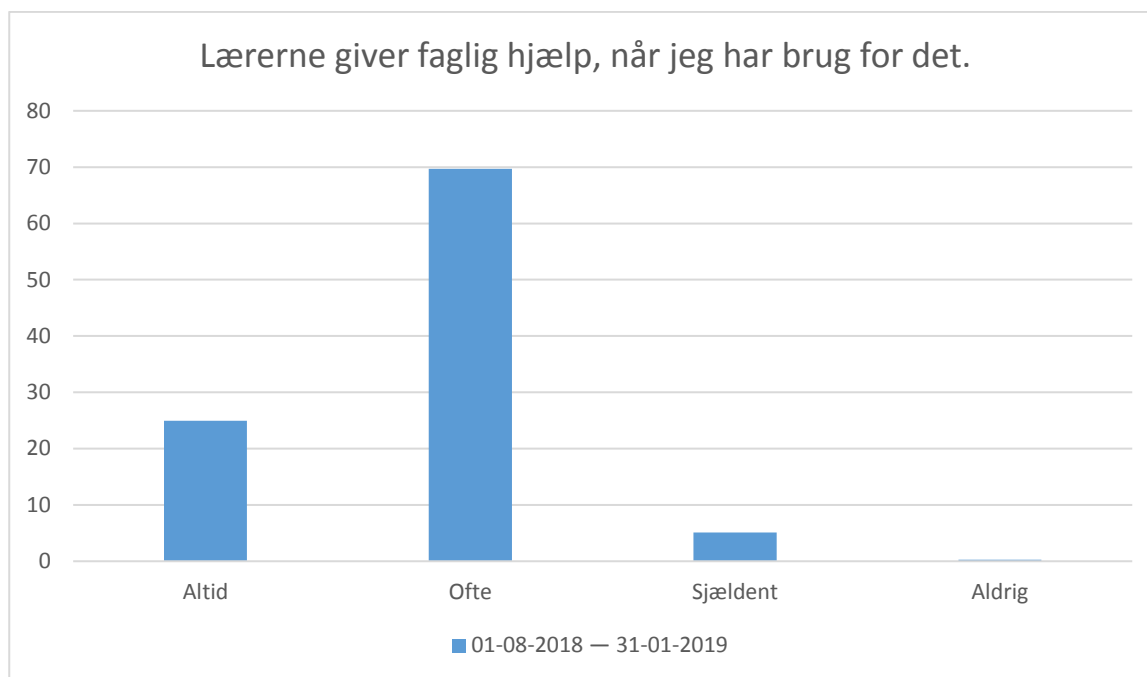
01-08-2018 — 31-01-2019; Gennemsnit: 3, spredning: 0,9

Svarmulighed	01-08-2018 — 31-01-2019: Antal	01-08-2018 — 31-01-2019: Andel (%)
Helt enig	7	2
Delvist enig	110	32
Hverken enig eller uenig	140	40
Delvist uenig	70	20
Helt uenig	22	6
Total	349	-



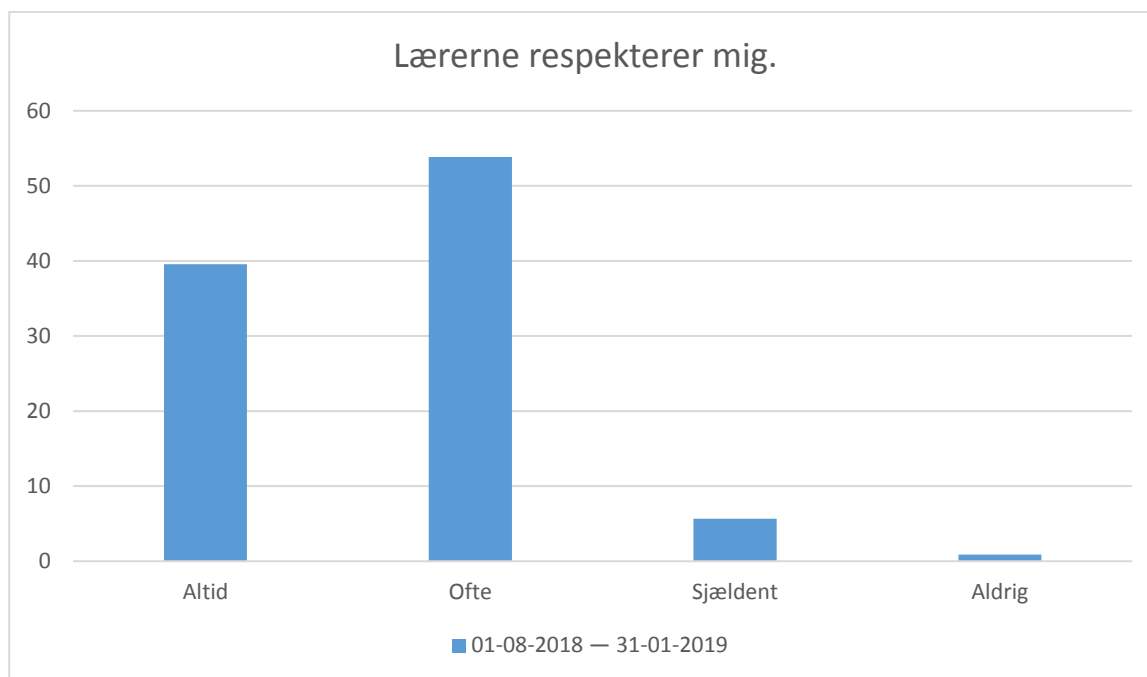
01-08-2018 — 31-01-2019; Gennemsnit: 3,4, spredning: 0,8

Svarmulighed	01-08-2018 — 31-01-2019: Antal	01-08-2018 — 31-01-2019: Andel (%)
Helt enig	21	6
Delvist enig	160	44
Hverken enig eller uenig	140	38
Delvist uenig	36	10
Helt uenig	7	2
Total	364	-



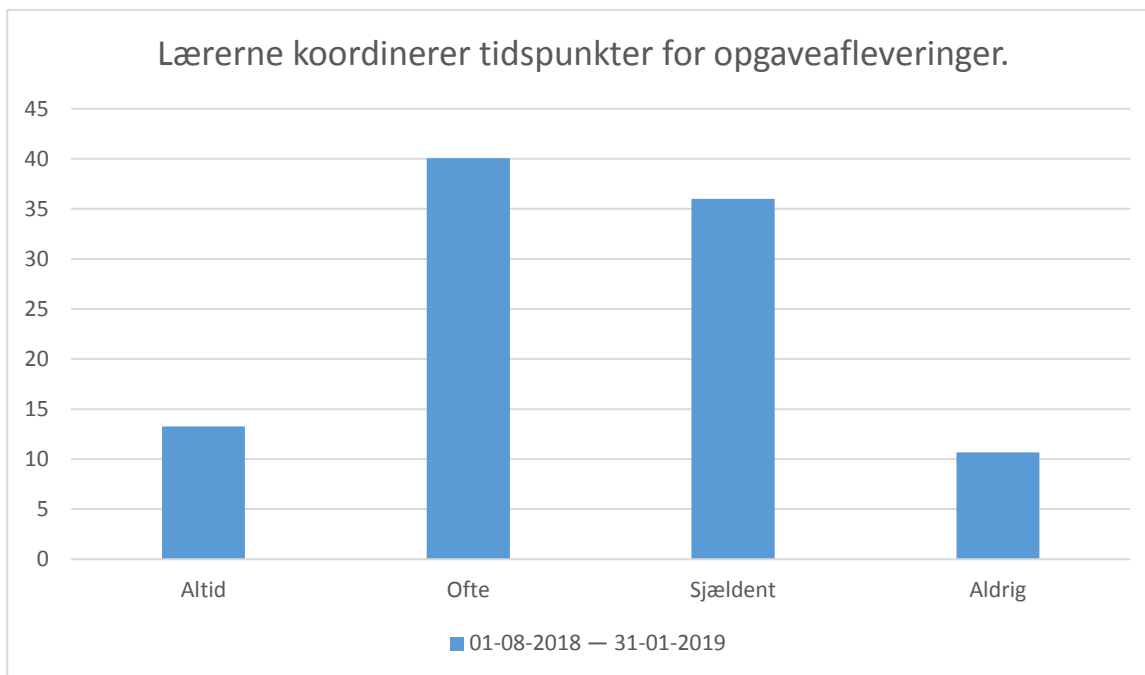
01-08-2018 — 31-01-2019; Gennemsnit: 3,2, spredning: 0,5

Svarmulighed	01-08-2018 — 31-01-2019: Antal	01-08-2018 — 31-01-2019: Andel (%)
Altid	88	25
Ofte	246	70
Sjældent	18	5
Aldrig	1	0
Total	353	-



01-08-2018 — 31-01-2019; Gennemsnit: 3,3, spredning: 0,6

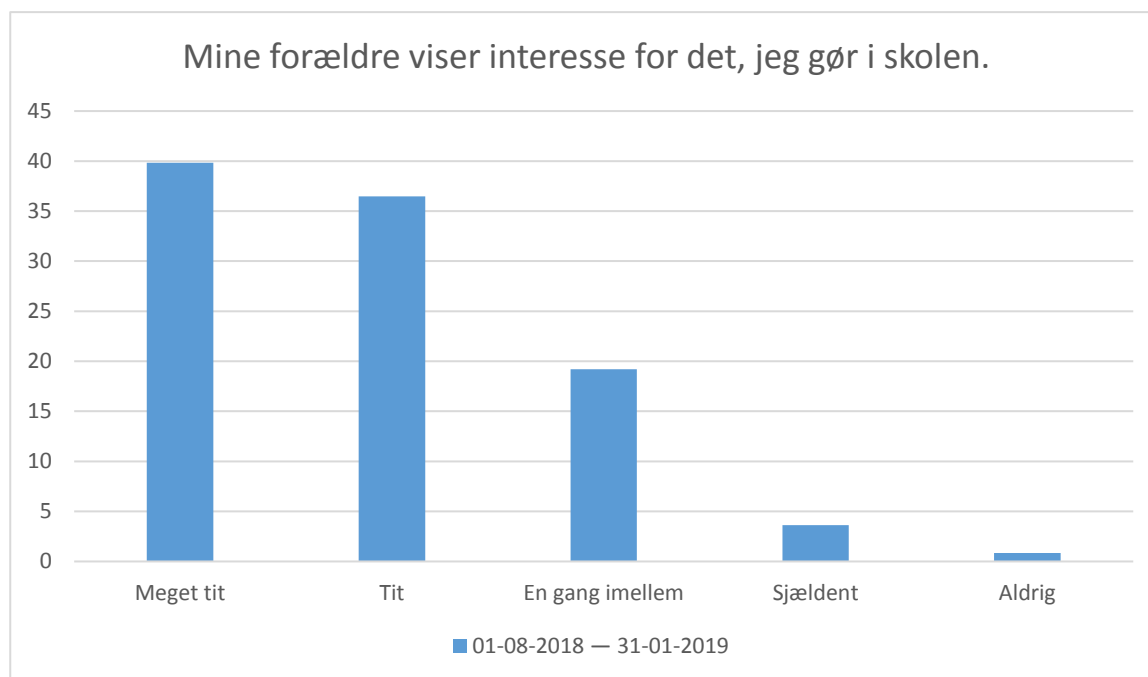
Svarmulighed	01-08-2018 — 31-01-2019: Antal	01-08-2018 — 31-01-2019: Andel (%)
Altid	133	40
Ofte	181	54
Sjældent	19	6
Aldrig	3	1
Total	336	-



01-08-2018 — 31-01-2019; Gennemsnit: 2,6, spredning: 0,9

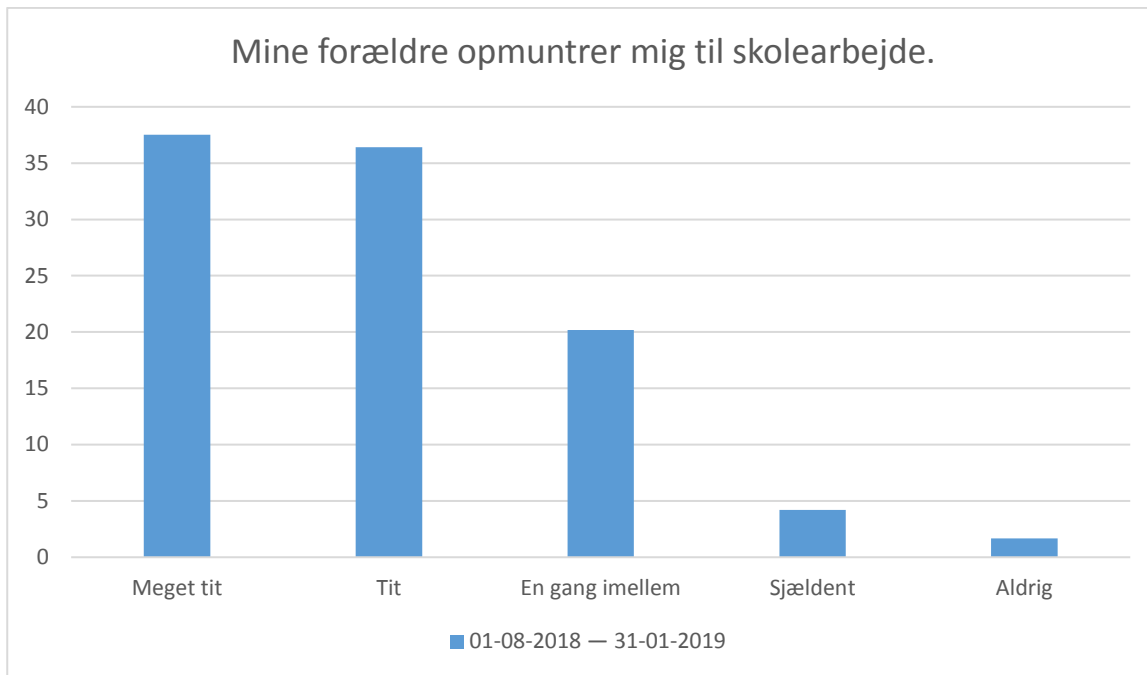
Svarmulighed	01-08-2018 — 31-01-2019: Antal	01-08-2018 — 31-01-2019: Andel (%)
Altid	46	13
Ofte	139	40
Sjældent	125	36
Aldrig	37	11
Total	347	-

Afsnit E



01-08-2018 — 31-01-2019; Gennemsnit: 4,1, spredning: 0,9

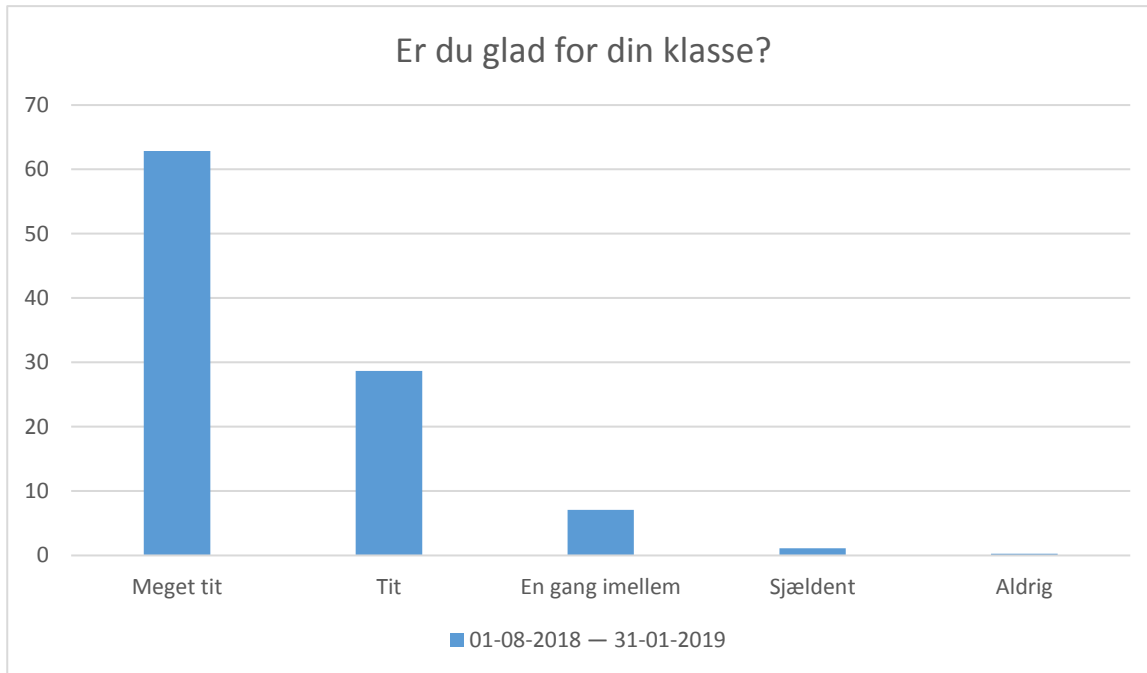
Svarmulighed	01-08-2018 — 31-01-2019: Antal	01-08-2018 — 31-01-2019: Andel (%)
Meget tit	143	40
Tit	131	36
En gang imellem	69	19
Sjældent	13	4
Aldrig	3	1
Total	359	-



01-08-2018 — 31-01-2019; Gennemsnit: 4, spredning: 0,9

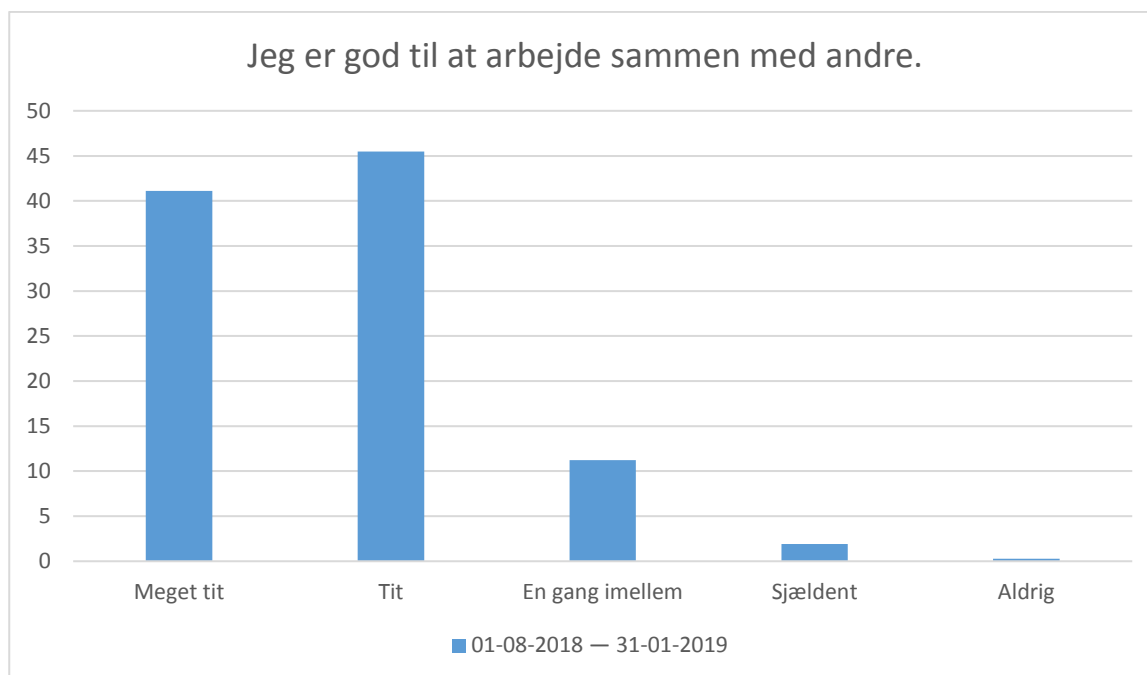
Svarmulighed	01-08-2018 — 31-01-2019: Antal	01-08-2018 — 31-01-2019: Andel (%)
Meget tit	134	38
Tit	130	36
En gang imellem	72	20
Sjældent	15	4
Aldrig	6	2
Total	357	-

Afsnit F



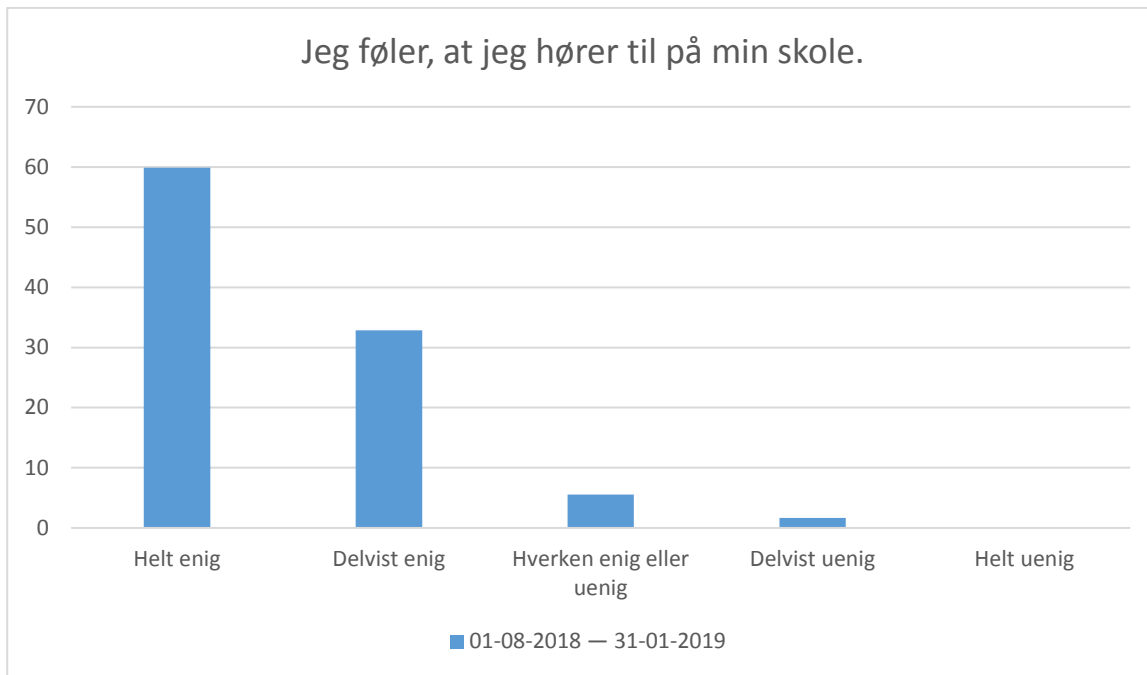
01-08-2018 — 31-01-2019; Gennemsnit: 4,5, spredning: 0,7

Svarmulighed	01-08-2018 — 31-01-2019: Antal	01-08-2018 — 31-01-2019: Andel (%)
Meget tit	230	63
Tit	105	29
En gang imellem	26	7
Sjældent	4	1
Aldrig	1	0
Total	366	-



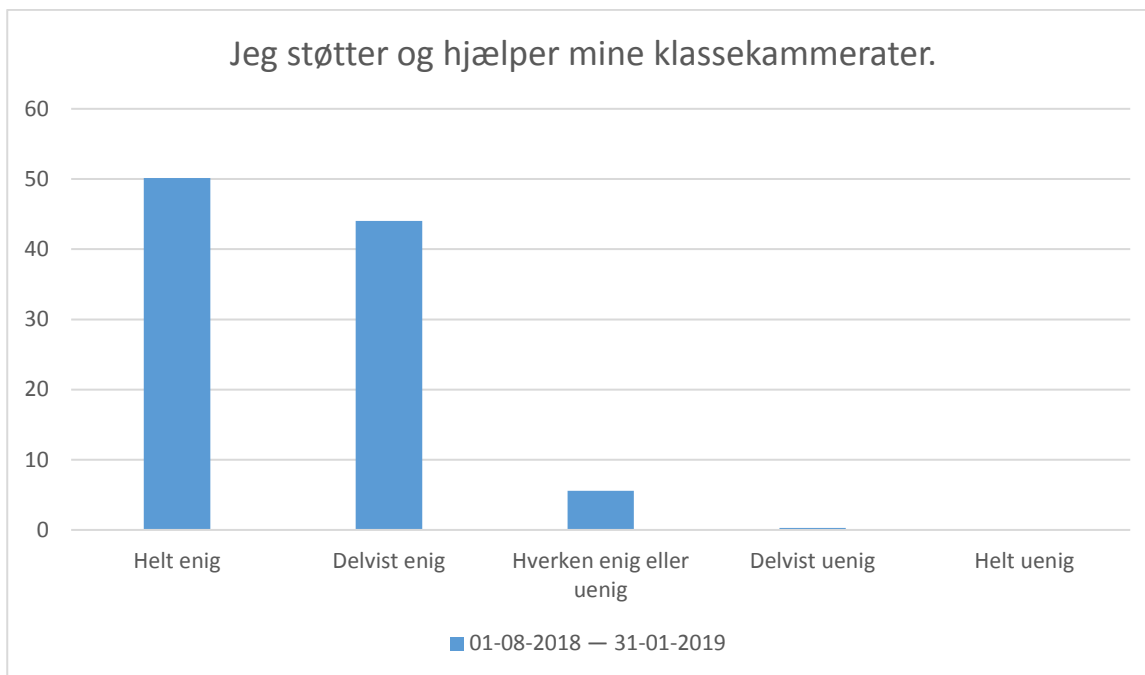
01-08-2018 — 31-01-2019; Gennemsnit: 4,3, spredning: 0,8

Svarmulighed	01-08-2018 — 31-01-2019: Antal	01-08-2018 — 31-01-2019: Andel (%)
Meget tit	150	41
Tit	166	45
En gang imellem	41	11
Sjældent	7	2
Aldrig	1	0
Total	365	-



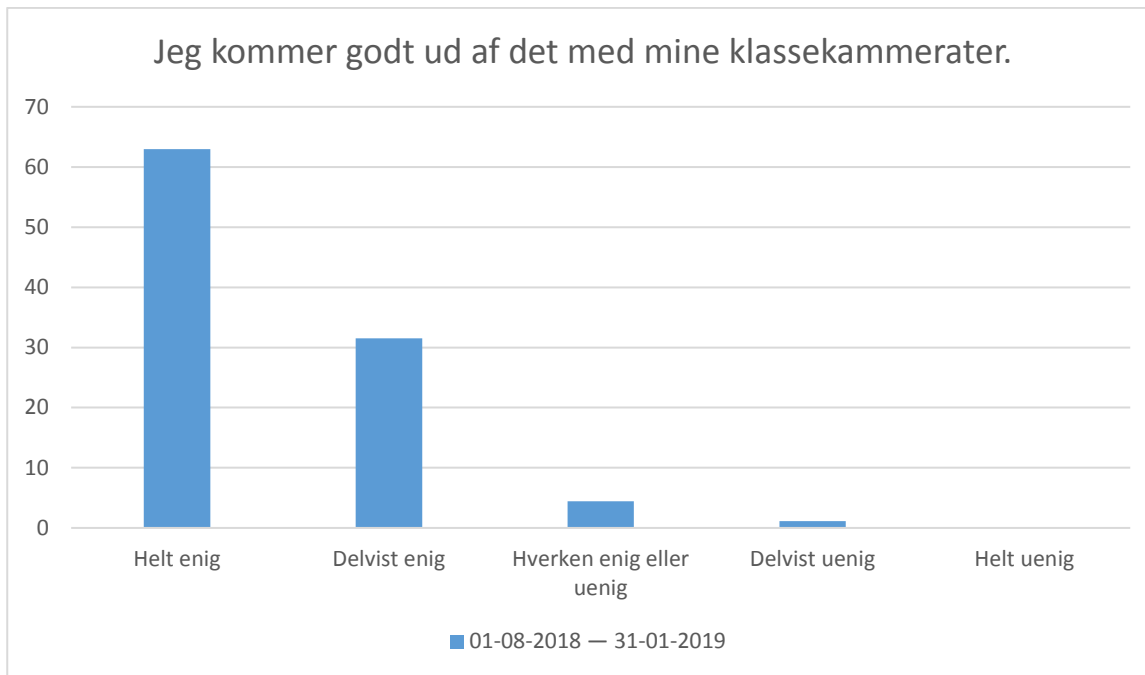
01-08-2018 — 31-01-2019; Gennemsnit: 4,5, spredning: 0,7

Svarmulighed	01-08-2018 — 31-01-2019: Antal	01-08-2018 — 31-01-2019: Andel (%)
Helt enig	215	60
Delvist enig	118	33
Hverken enig eller uenig	20	6
Delvist uenig	6	2
Helt uenig	0	0
Total	359	-



01-08-2018 — 31-01-2019; Gennemsnit: 4,4, spredning: 0,6

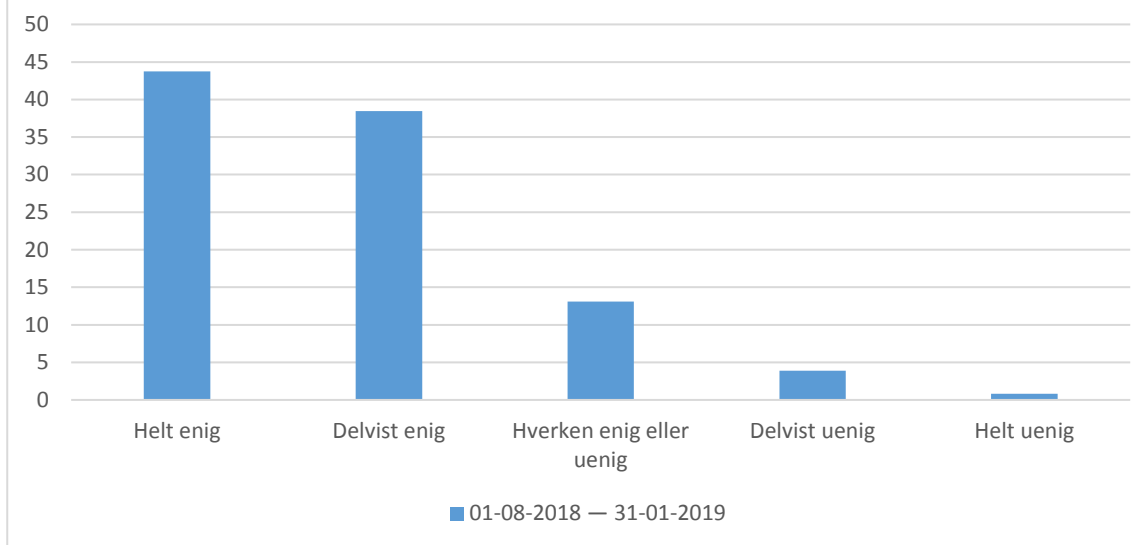
Svarmulighed	01-08-2018 — 31-01-2019: Antal		01-08-2018 — 31-01-2019: Andel (%)	
Helt enig	180		50	
Delvist enig	158		44	
Hverken enig eller uenig	20		6	
Delvist uenig	1		0	
Helt uenig	0		0	
Total	359		-	



01-08-2018 — 31-01-2019; Gennemsnit: 4,6, spredning: 0,6

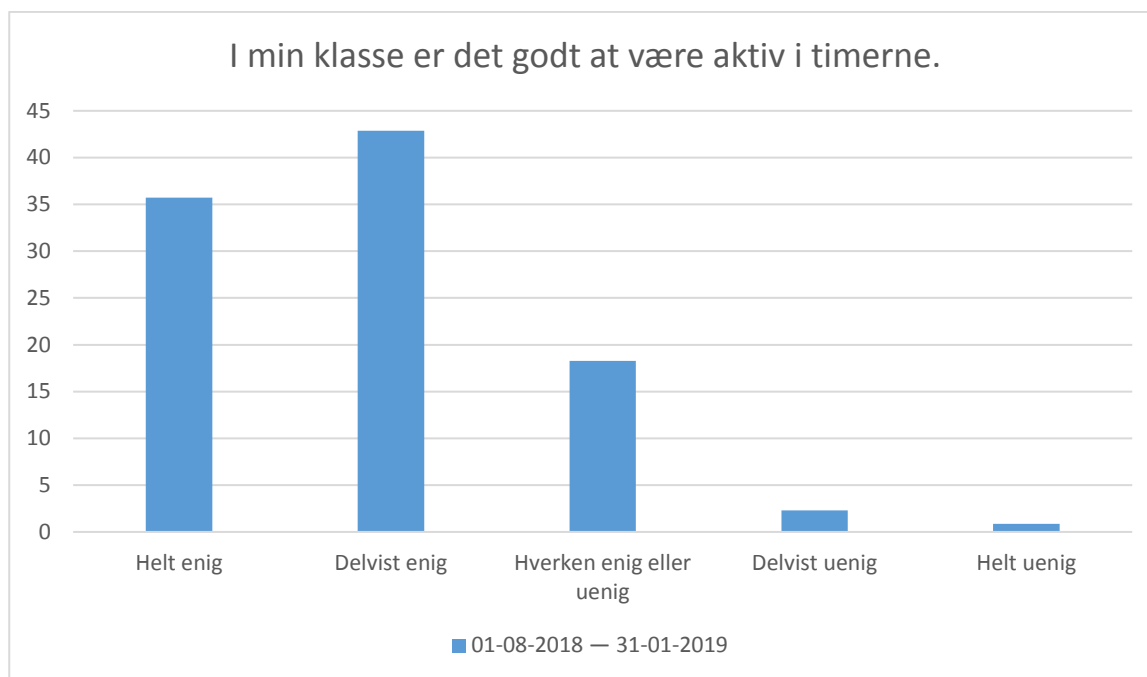
Svarmulighed	01-08-2018 — 31-01-2019: Antal	01-08-2018 — 31-01-2019: Andel (%)
Helt enig	228	63
Delvist enig	114	31
Hverken enig eller uenig	16	4
Delvist uenig	4	1
Helt uenig	0	0
Total	362	-

Stemningen i min klasse er præget af forståelse og respekt for hinanden.



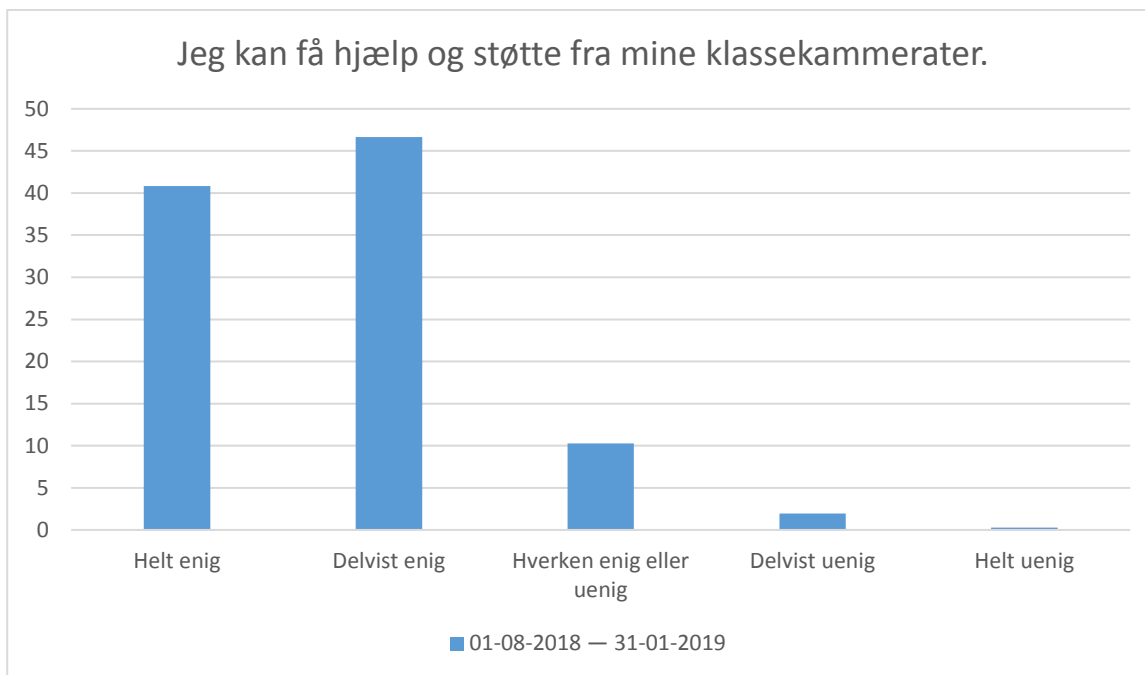
01-08-2018 — 31-01-2019; Gennemsnit: 4,2, spredning: 0,9

Svarmulighed	01-08-2018 — 31-01-2019: Antal	01-08-2018 — 31-01-2019: Andel (%)
Helt enig	157	44
Delvist enig	138	38
Hverken enig eller uenig	47	13
Delvist uenig	14	4
Helt uenig	3	1
Total	359	-



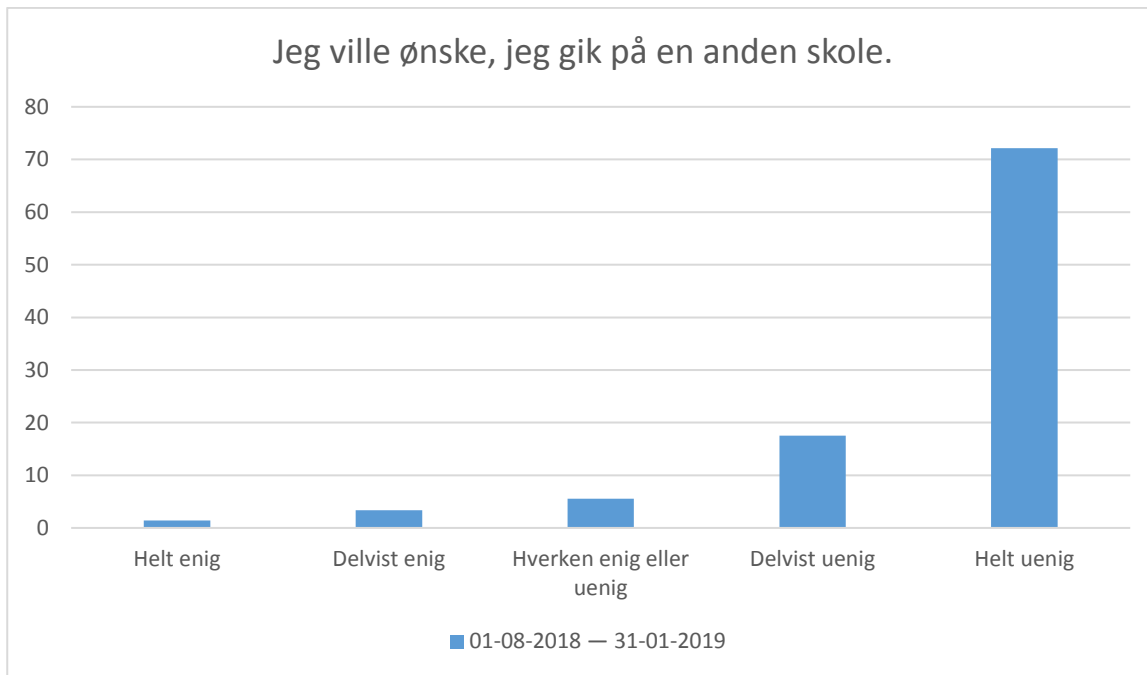
01-08-2018 — 31-01-2019; Gennemsnit: 4,1, spredning: 0,8

Svarmulighed	01-08-2018 — 31-01-2019: Antal	01-08-2018 — 31-01-2019: Andel (%)
Helt enig	125	36
Delvist enig	150	43
Hverken enig eller uenig	64	18
Delvist uenig	8	2
Helt uenig	3	1
Total	350	-



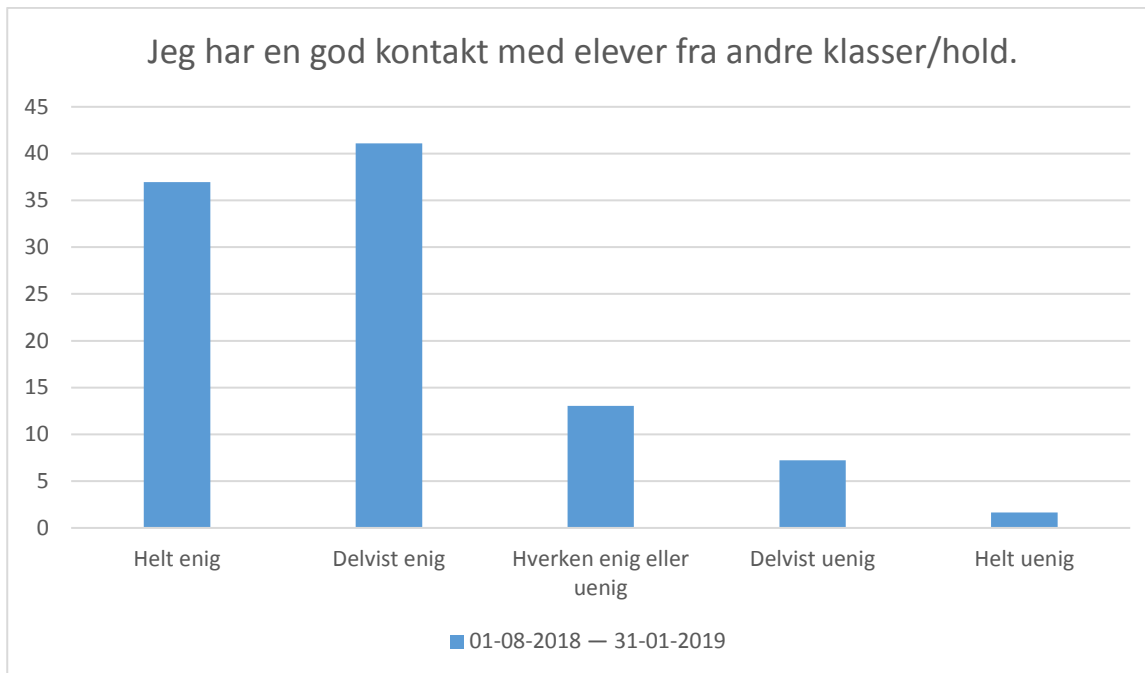
01-08-2018 — 31-01-2019; Gennemsnit: 4,3, spredning: 0,7

Svarmulighed	01-08-2018 — 31-01-2019: Antal	01-08-2018 — 31-01-2019: Andel (%)
Helt enig	147	41
Delvist enig	168	47
Hverken enig eller uenig	37	10
Delvist uenig	7	2
Helt uenig	1	0
Total	360	-



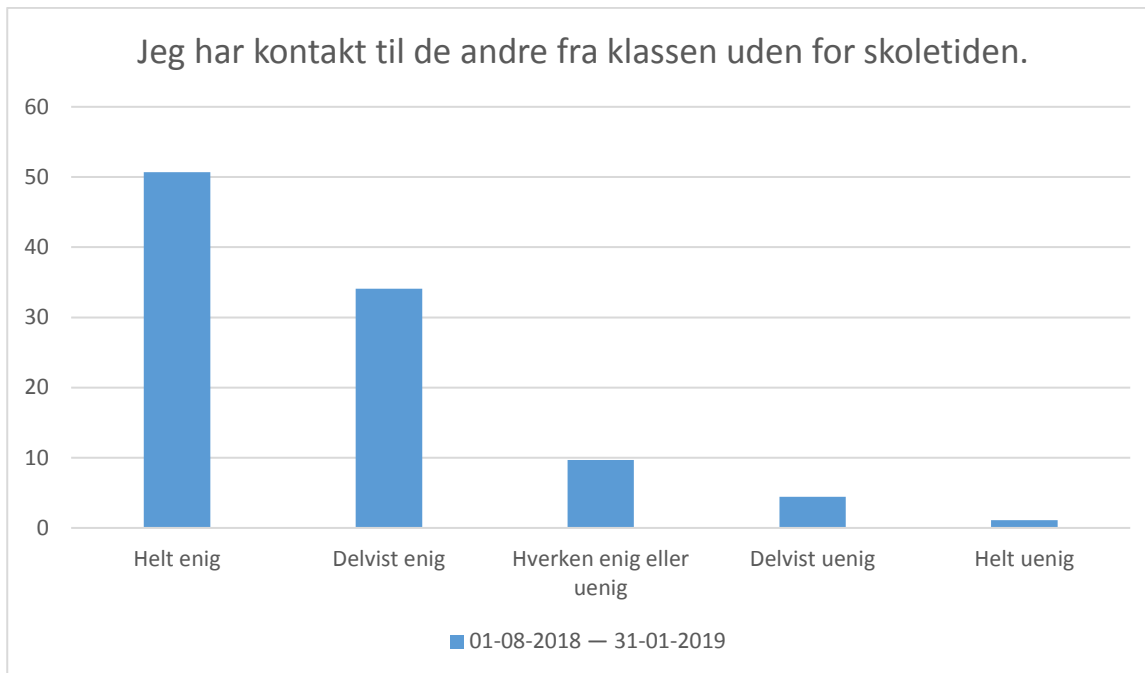
01-08-2018 — 31-01-2019; Gennemsnit: 1,4, spredning: 0,9

Svarmulighed	01-08-2018 — 31-01-2019: Antal	01-08-2018 — 31-01-2019: Andel (%)
Helt enig	5	1
Delvist enig	12	3
Hverken enig eller uenig	20	6
Delvist uenig	63	18
Helt uenig	259	72
Total	359	-



01-08-2018 — 31-01-2019; Gennemsnit: 4, spredning: 1

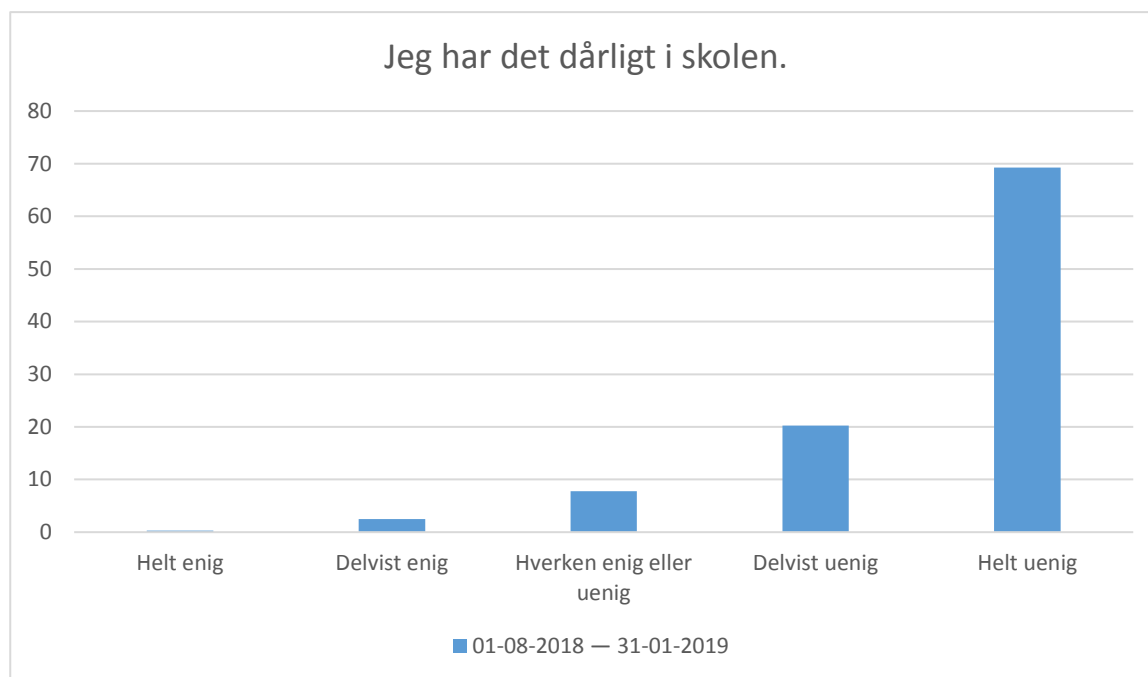
Svarmulighed	01-08-2018 — 31-01-2019: Antal	01-08-2018 — 31-01-2019: Andel (%)
Helt enig	133	37
Delvist enig	148	41
Hverken enig eller uenig	47	13
Delvist uenig	26	7
Helt uenig	6	2
Total	360	-



01-08-2018 — 31-01-2019; Gennemsnit: 4,3, spredning: 0,9

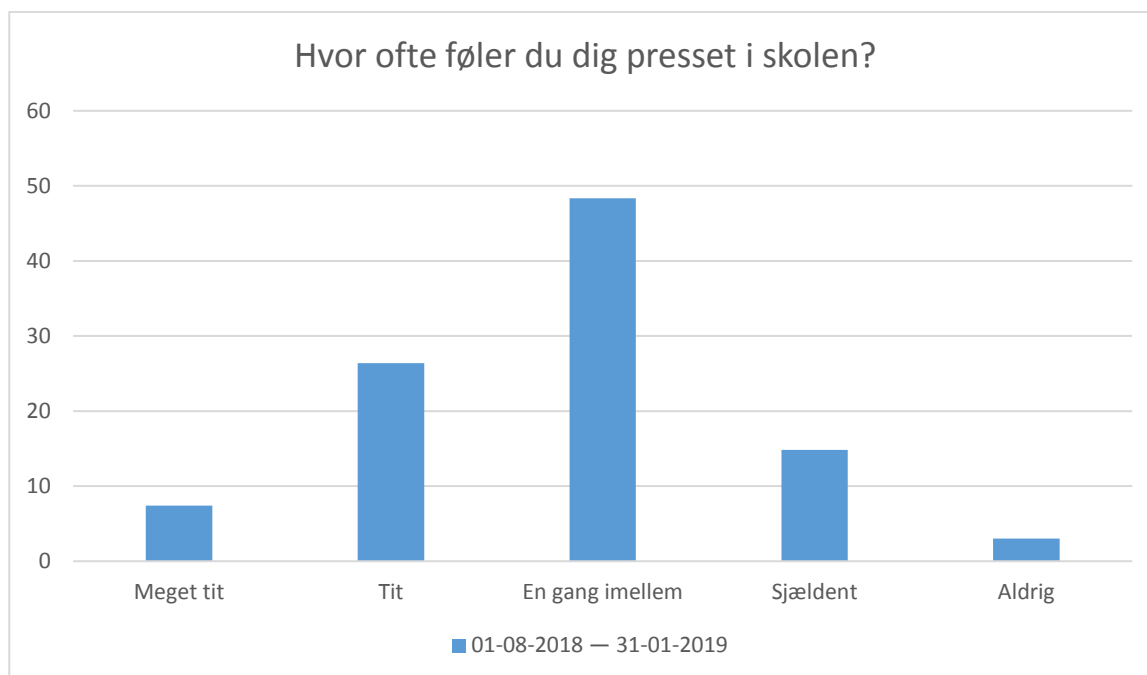
Svarmulighed	01-08-2018 — 31-01-2019: Antal	01-08-2018 — 31-01-2019: Andel (%)
Helt enig	183	51
Delvist enig	123	34
Hverken enig eller uenig	35	10
Delvist uenig	16	4
Helt uenig	4	1
Total	361	-

Afsnit G



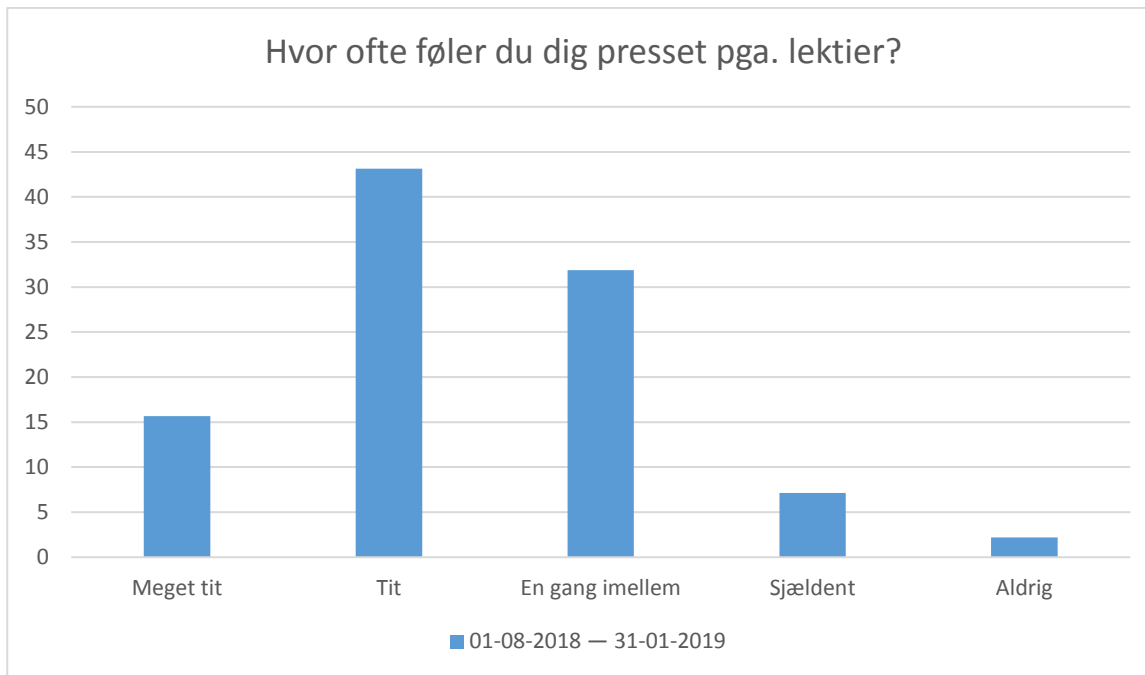
01-08-2018 — 31-01-2019; Gennemsnit: 1,4, spredning: 0,8

Svarmulighed	01-08-2018 — 31-01-2019: Antal	01-08-2018 — 31-01-2019: Andel (%)
Helt enig	1	0
Delvist enig	9	2
Hverken enig eller uenig	28	8
Delvist uenig	73	20
Helt uenig	250	69
Total	361	-



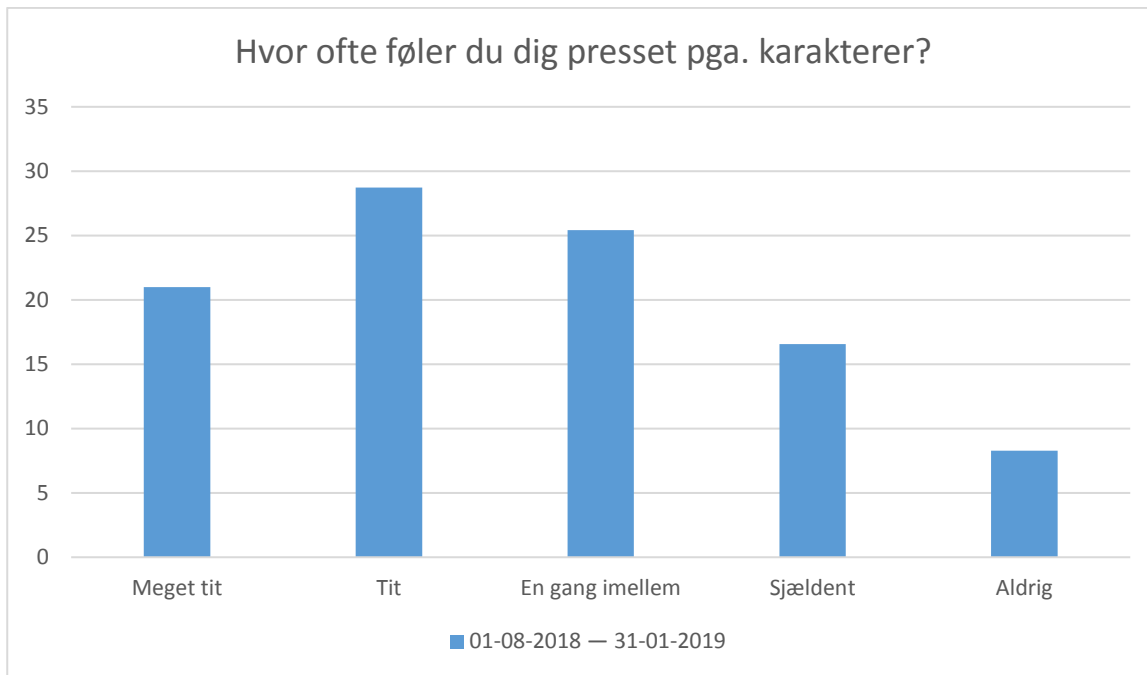
01-08-2018 — 31-01-2019; Gennemsnit: 3,2, spredning: 0,9

Svarmulighed	01-08-2018 — 31-01-2019: Antal	01-08-2018 — 31-01-2019: Andel (%)
Meget tit	27	7
Tit	96	26
En gang imellem	176	48
Sjældent	54	15
Aldrig	11	3
Total	364	-



01-08-2018 — 31-01-2019; Gennemsnit: 3,6, spredning: 0,9

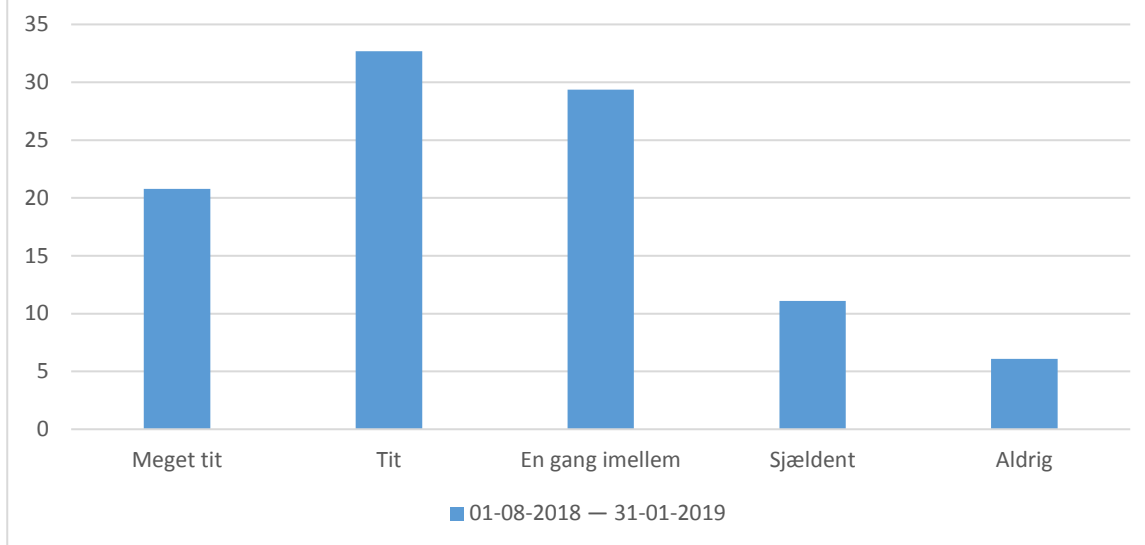
Svarmulighed	01-08-2018 — 31-01-2019: Antal	01-08-2018 — 31-01-2019: Andel (%)
Meget tit	57	16
Tit	157	43
En gang imellem	116	32
Sjældent	26	7
Aldrig	8	2
Total	364	-



01-08-2018 — 31-01-2019; Gennemsnit: 3,4, spredning: 1,2

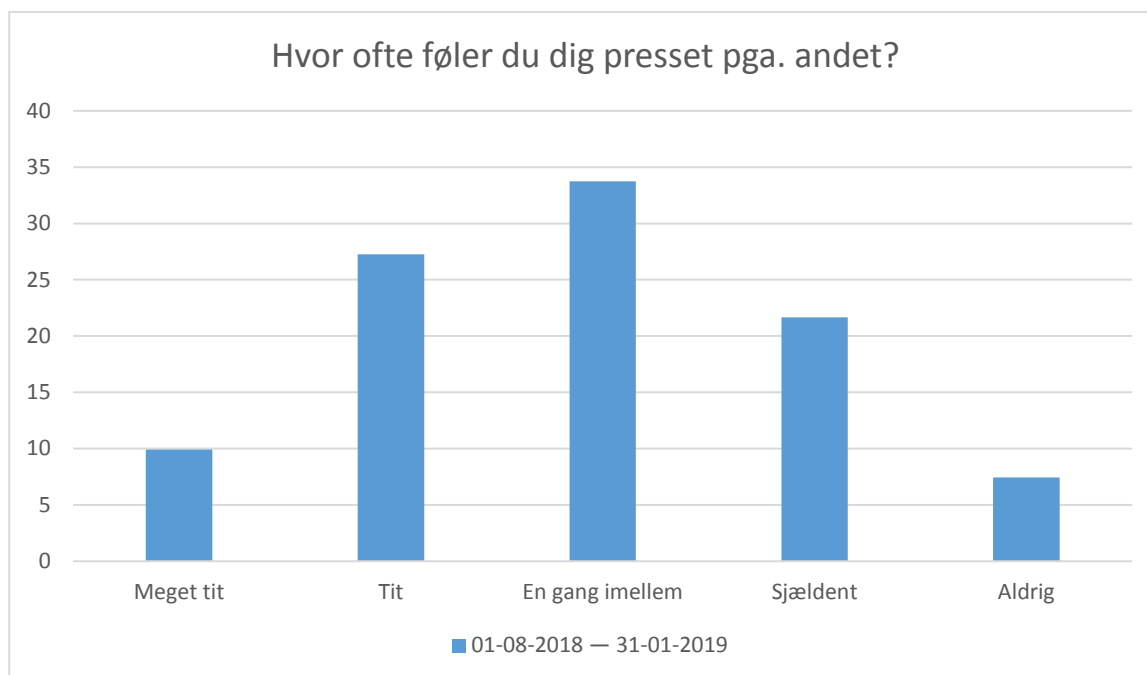
Svarmulighed	01-08-2018 — 31-01-2019: Antal	01-08-2018 — 31-01-2019: Andel (%)
Meget tit	76	21
Tit	104	29
En gang imellem	92	25
Sjældent	60	17
Aldrig	30	8
Total	362	-

Hvor ofte føler du dig presset pga. egne krav og forventninger til skolearbejdet?



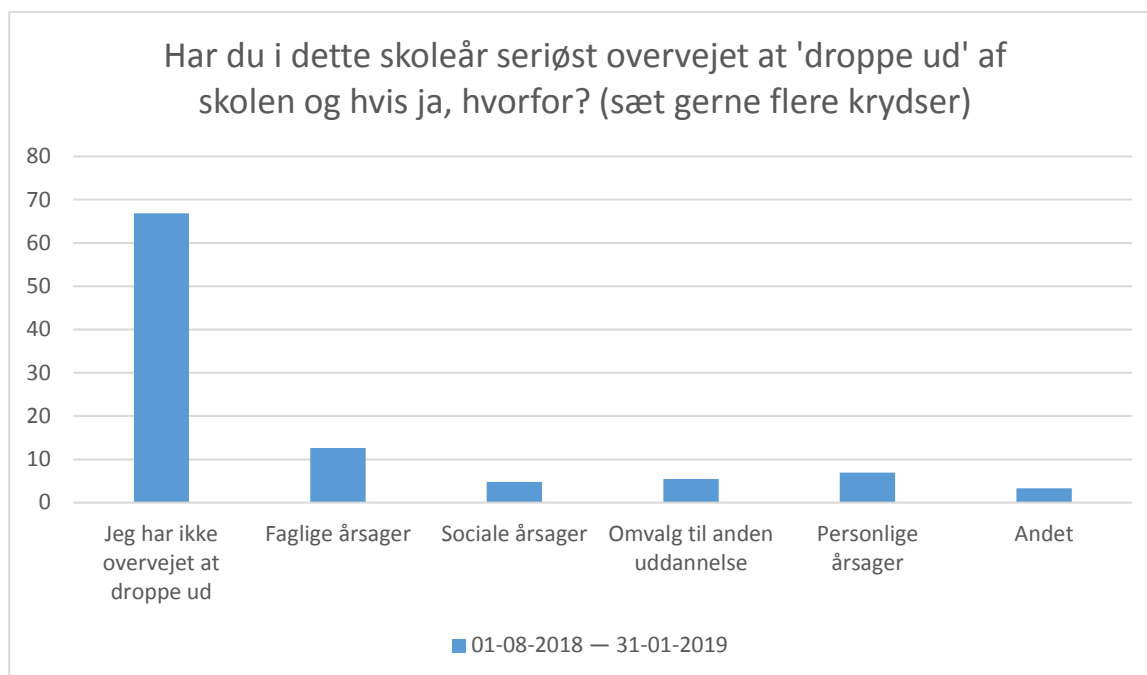
01-08-2018 — 31-01-2019; Gennemsnit: 3,5, spredning: 1,1

Svarmulighed	01-08-2018 — 31-01-2019: Antal	01-08-2018 — 31-01-2019: Andel (%)
Meget tit	75	21
Tit	118	33
En gang imellem	106	29
Sjældent	40	11
Aldrig	22	6
Total	361	-



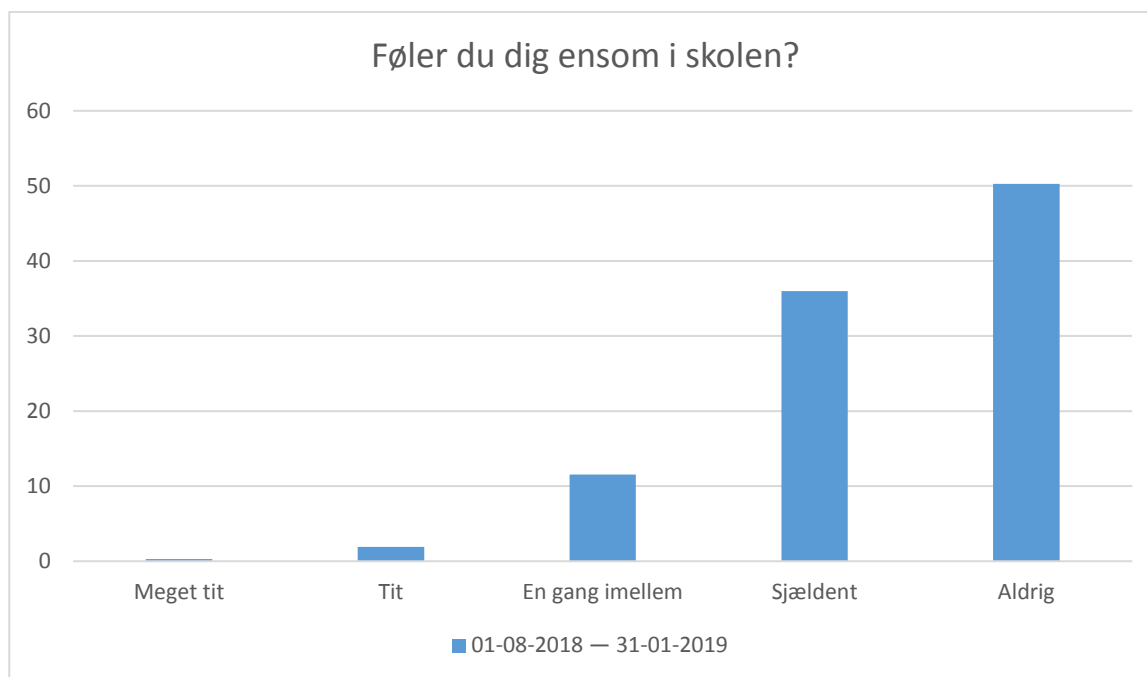
01-08-2018 — 31-01-2019; Gennemsnit: 3,1, spredning: 1,1

Svarmulighed	01-08-2018 — 31-01-2019: Antal	01-08-2018 — 31-01-2019: Andel (%)
Meget tit	32	10
Tit	88	27
En gang imellem	109	34
Sjældent	70	22
Aldrig	24	7
Total	323	-



01-08-2018 — 31-01-2019; Gennemsnit og spredning kan ikke beregnes.

Svarmulighed	01-08-2018 — 31-01-2019: Antal	01-08-2018 — 31-01-2019: Andel (%)
Jeg har ikke overvejet at droppe ud	280	67
Faglige årsager	53	13
Sociale årsager	20	5
Omvalg til anden uddannelse	23	5
Personlige årsager	29	7
Andet	14	3
Total	419	-

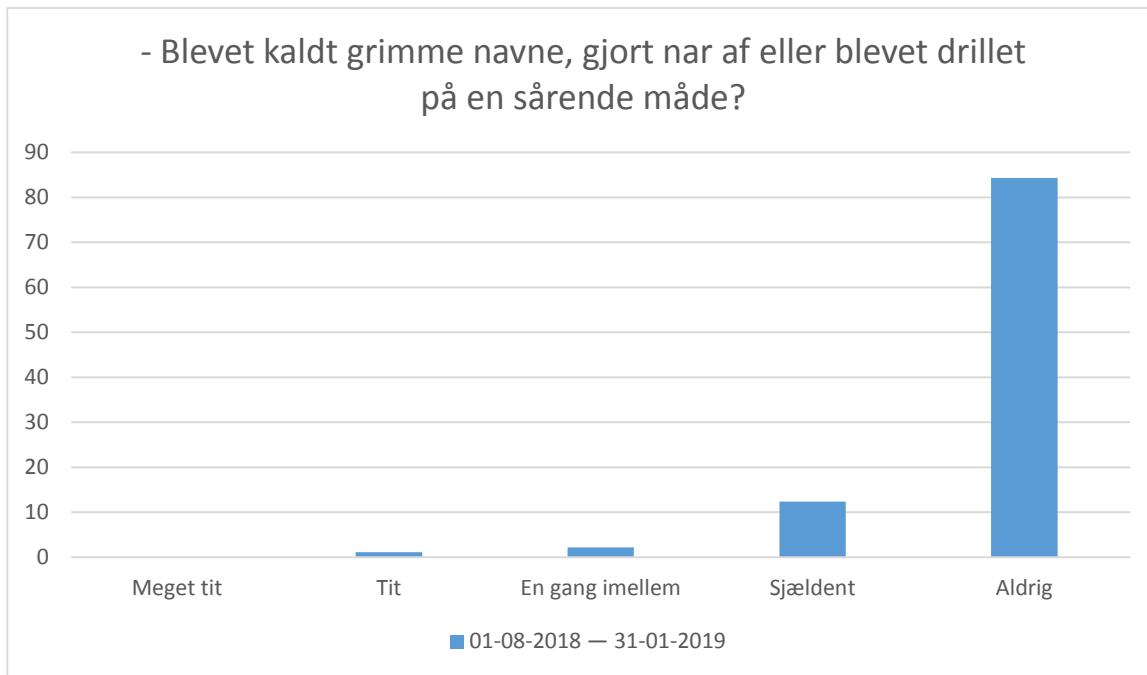


01-08-2018 — 31-01-2019; Gennemsnit: 1,7, spredning: 0,8

Svarmulighed	01-08-2018 — 31-01-2019: Antal	01-08-2018 — 31-01-2019: Andel (%)
Meget tit	1	0
Tit	7	2
En gang imellem	42	12
Sjældent	131	36
Aldrig	183	50
Total	364	-

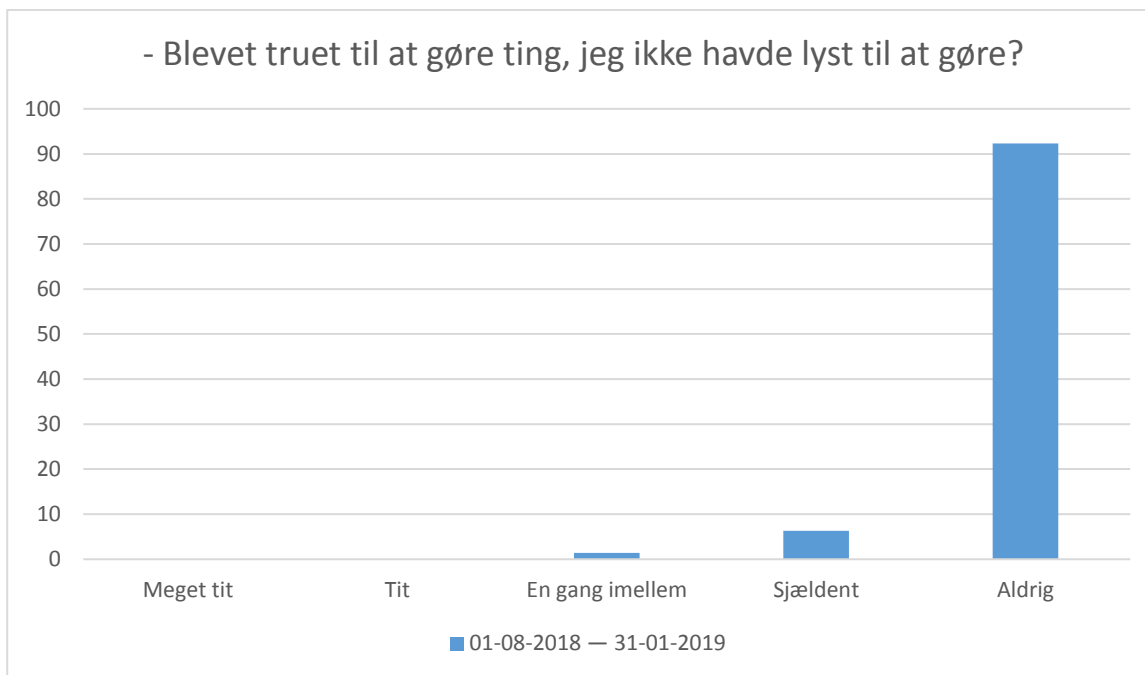
Afsnit H

Spørgsmålet »I hvilket omfang er du det seneste år blevet udsat for følgende af andre elever eller ansatte på skolen?«



01-08-2018 — 31-01-2019; Gennemsnit: 1,2, spredning: 0,5

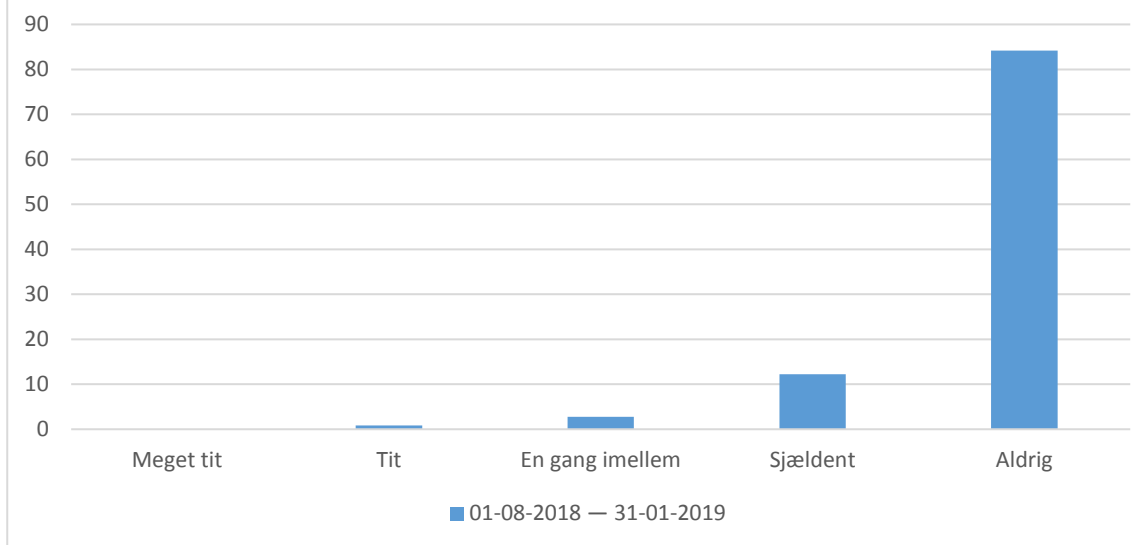
Svarmulighed	01-08-2018 — 31-01-2019: Antal	01-08-2018 — 31-01-2019: Andel (%)
Meget tit	0	0
Tit	4	1
En gang imellem	8	2
Sjældent	45	12
Aldrig	307	84
Total	364	-



01-08-2018 — 31-01-2019; Gennemsnit: 1,1, spredning: 0,3

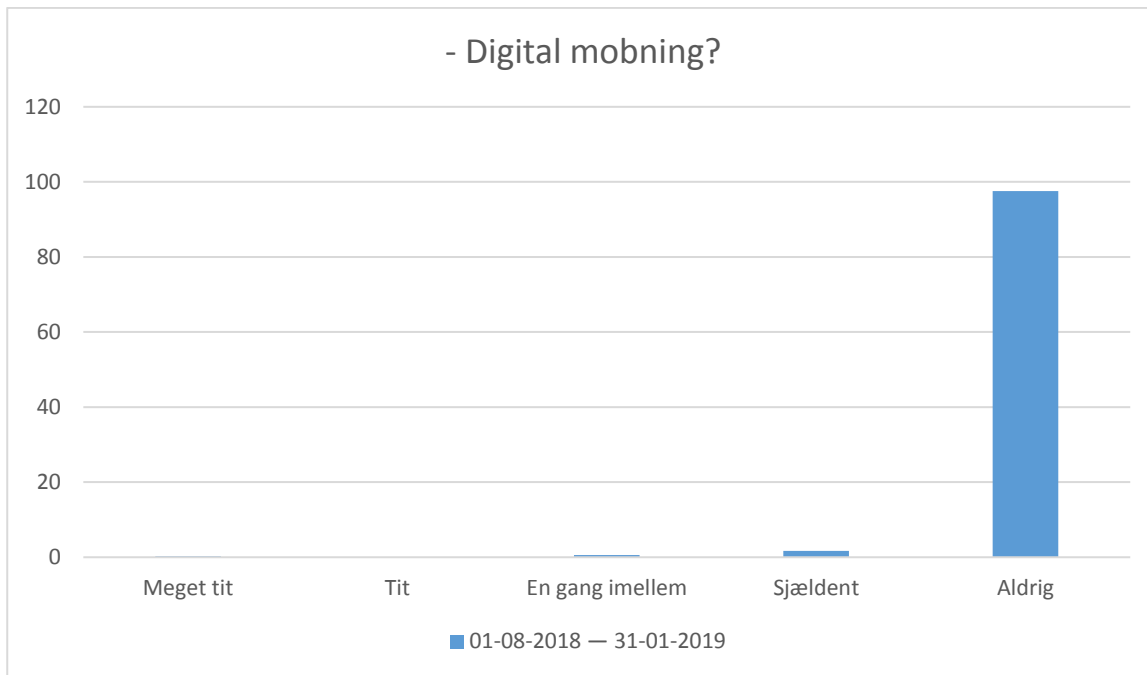
Svarmulighed	01-08-2018 — 31-01-2019: Antal	01-08-2018 — 31-01-2019: Andel (%)
Meget tit	0	0
Tit	0	0
En gang imellem	5	1
Sjældent	23	6
Aldrig	336	92
Total	364	-

- Blevet udsat for uønsket psykisk eller fysisk opmærksomhed?



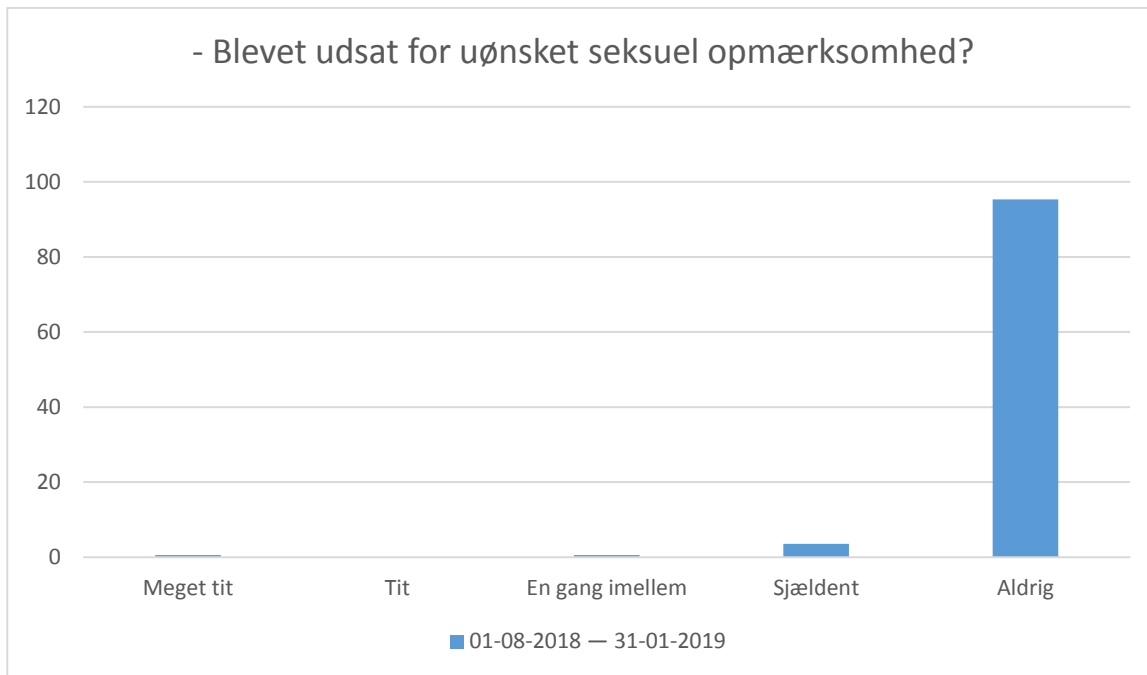
01-08-2018 — 31-01-2019; Gennemsnit: 1,2, spredning: 0,5

Svarmulighed	01-08-2018 — 31-01-2019: Antal	01-08-2018 — 31-01-2019: Andel (%)
Meget tit	0	0
Tit	3	1
En gang imellem	10	3
Sjældent	44	12
Aldrig	303	84
Total	360	-



01-08-2018 — 31-01-2019; Gennemsnit: 1, spredning: 0,3

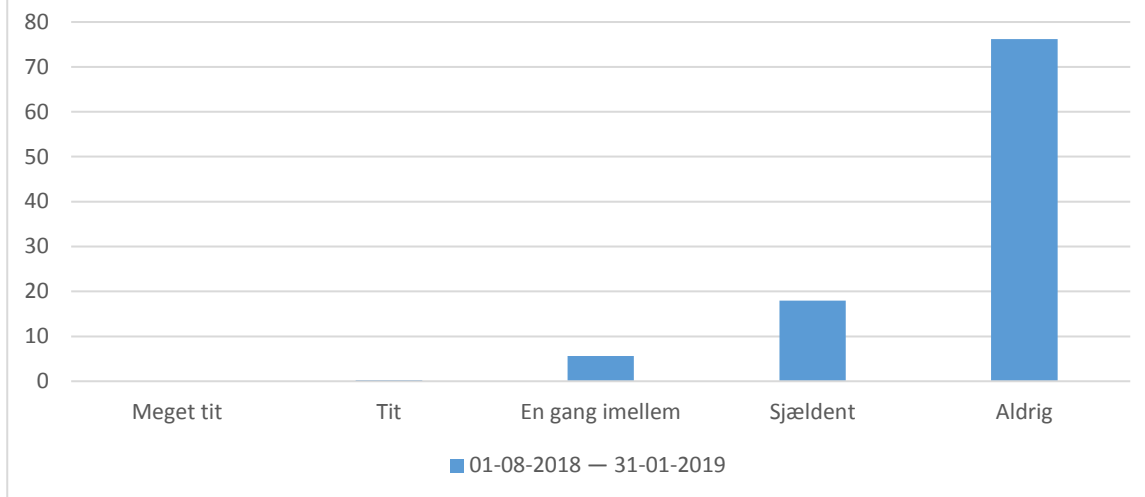
Svarmulighed	01-08-2018 — 31-01-2019: Antal	01-08-2018 — 31-01-2019: Andel (%)
Meget tit	1	0
Tit	0	0
En gang imellem	2	1
Sjældent	6	2
Aldrig	355	98
Total	364	-



01-08-2018 — 31-01-2019; Gennemsnit: 1,1, spredning: 0,4

Svarmulighed	01-08-2018 — 31-01-2019: Antal	01-08-2018 — 31-01-2019: Andel (%)
Meget tit	2	1
Tit	0	0
En gang imellem	2	1
Sjældent	13	4
Aldrig	346	95
Total	363	-

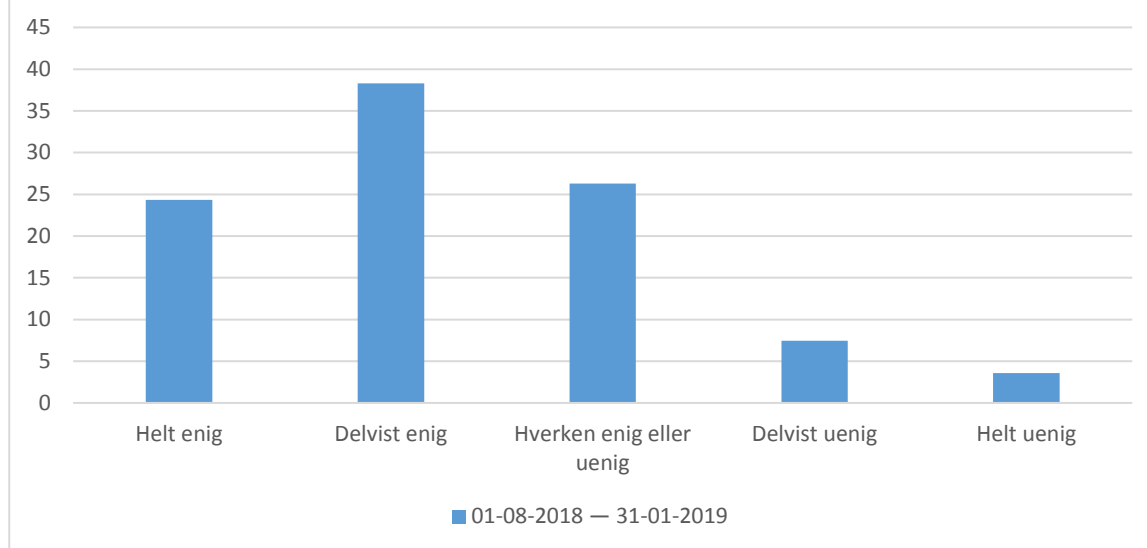
I hvilket omfang har du det seneste år oplevet, at elever eller ansatte på skolen er blevet presset til at gøre ting, som de ikke havde lyst til at gøre?



01-08-2018 — 31-01-2019; Gennemsnit: 1,3, spredning: 0,6

Svarmulighed	01-08-2018 — 31-01-2019: Antal	01-08-2018 — 31-01-2019: Andel (%)
Meget tit	0	0
Tit	1	0
En gang imellem	19	6
Sjældent	61	18
Aldrig	259	76
Total	340	-

Der er gode muligheder på skolen for at få støtte og vejledning, hvis det har været svært.



01-08-2018 — 31-01-2019; Gennemsnit: 3,7, spredning: 1

Svarmulighed	01-08-2018 — 31-01-2019: Antal	01-08-2018 — 31-01-2019: Andel (%)
Helt enig	75	24
Delvist enig	118	38
Hverken enig eller uenig	81	26
Delvist uenig	23	7
Helt uenig	11	4
Total	308	-